

ANCHORAGE
i-team

Outline

- Intro to i-team
- Increasing Equity for Property Tax Exemptions in Anchorage
 - Data approach to flagging
 - Senior letter access
- Prototyping - SNAP texting
- Next Project - Energy

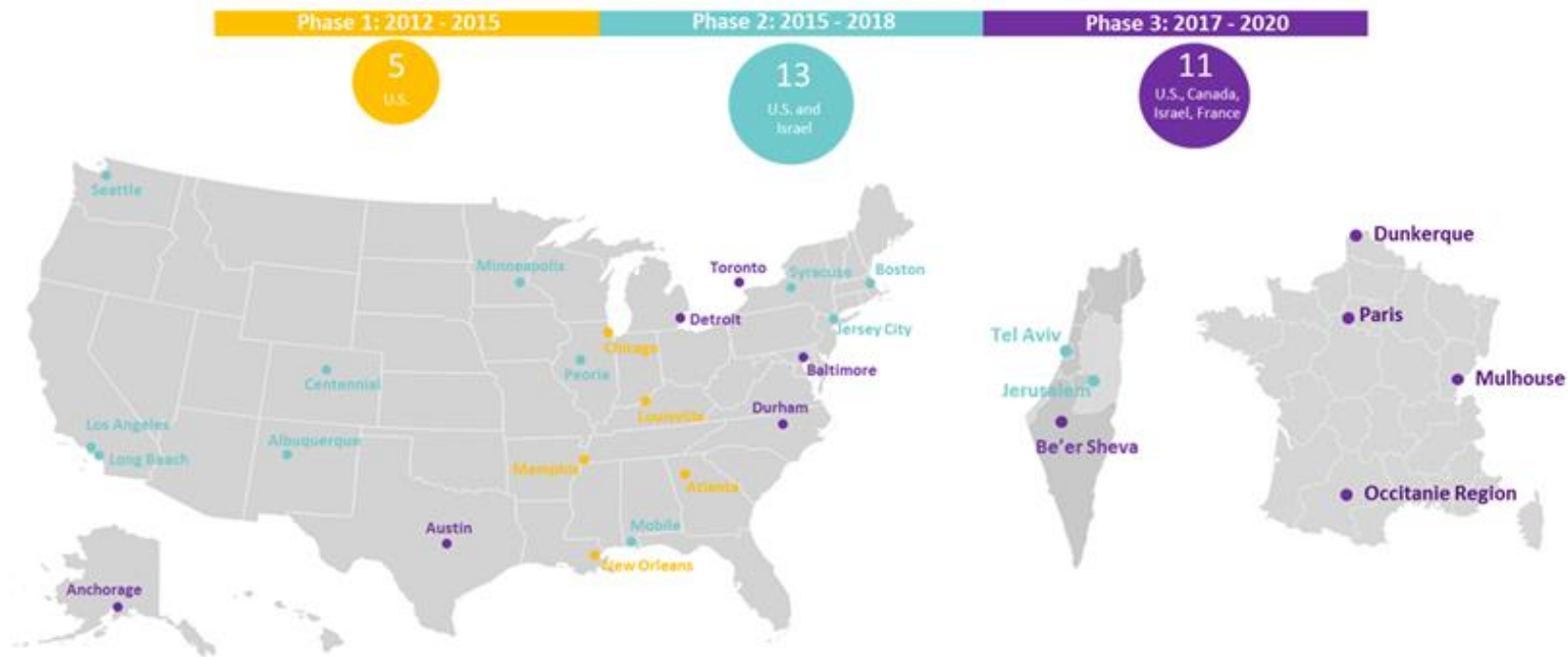
ANCHORAGE i-team

Who we are + What we do



INNOVATION TEAMS (i-teams)

Bloomberg Philanthropies has invested in 29 cities across 4 countries



i-team Grant

- \$1.5 million 3-year grant (2017-present)
- Funds prototypes, technology, office space and equipment, and training for staff



**Bloomberg
Philanthropies**



Brendan Babb

Chief Innovation Officer
and i-team Director

- Co-captain of Code for Anchorage, a tech volunteer group
- Software developer for many Anchorage companies.
- 5 patents, 2 for Mars Rover image compression work.
- Enjoys DJing outside



Emily Bokar

Innovation Strategist

- **Long-time staffer for President Obama**
 - **Founding member of his first digital team (2007)**
 - **White House appointee**
 - **Director of digital strategy at Interior Department**
- **Social Innovation Fellow in Nairobi**
- **Loves Alaska ♡ Moved back to join the i-team!**



Ben Matheson

Data Analyst

Ben uses quantitative data to solve problems and develop solutions with partners.

Background

- Use open source data science tools capture to value from data
- Worked as a public radio reporter in rural Alaska
- Prior work with spatial analysis - Bering Sea shipping data

Ben Matheson

ben.matheson@anchorageak.gov

907-343-6980

We partner with Muni departments to help them solve problems that ...



**Treasury
Department**



Improve the lives of residents



An aerial photograph of a city, likely Seattle, showing a dense urban area with various buildings, green spaces, and a waterfront. In the background, a range of large, snow-capped mountains is visible under a clear blue sky. The text "Improve the lives of residents" is overlaid in white at the top.

Improve the lives of residents

An aerial photograph of a city, likely Seattle, showing a dense urban area with various buildings, green spaces, and a waterfront. In the background, a range of large, snow-capped mountains is visible under a clear blue sky. The text "Improve the lives of residents" is overlaid in white at the top. The text "Save \$\$\$ for the Muni" is overlaid in green at the bottom.

Save \$\$\$ for the Muni

So what does the i-team
actually **do**?

1

We live and breathe **data**.

data science

Finding and making use of valuable information from big, untapped datasets.

A lot of names

- Data science
- Analytics
- Big data
- Artificial Intelligence
- Data analysis
- Data mining
- Predictive analytics

What's a good data and automation problem?

**Finding a needle
in the haystack**

**Early warning
tools**

**Prioritizing for
impact**

**Automating the
mundane**

**Finding a needle
in the haystack**

**Early warning
tools**

**Prioritizing for
impact**


**Automating the
mundane**

data

partners

timely metrics

**right-sized
problem**

An aerial photograph of a suburban neighborhood. In the foreground and middle ground, there are numerous houses with varying roof colors (brown, grey, blue) and green lawns. A large, paved parking lot filled with cars is visible in the upper left quadrant. In the background, there is an industrial or commercial area with large white buildings and a parking lot. A body of water is visible on the far left. The sky is clear and blue.

Increasing Equity for Property Tax Exemptions

An aerial photograph of a suburban residential neighborhood. The foreground and middle ground are filled with numerous houses, many with dark roofs, interspersed with green trees and winding streets. In the background, there is a large, flat area that appears to be an airport or industrial park, with several large hangars and runways. A body of water is visible on the left side of the image. A semi-transparent dark grey horizontal band is overlaid across the middle of the image, containing white text.

\$26 billion
Residential real estate value

An aerial photograph showing a residential neighborhood in the foreground and a large commercial/industrial area in the background. The residential area consists of numerous houses with dark roofs and green lawns, interspersed with trees. The commercial area features large white buildings, parking lots, and a road with many cars. A body of water is visible on the left side of the image.

\$26 billion

\$5 billion

Exempted from property taxes

\$50,000 residential

\$150,000 senior citizen/
disabled veteran

- Homeowner's primary residence
- Live there 185+ days per year

~48,000 properties
with exemptions

~48,000 properties
with exemptions

**not all proper exemptions*

- **People move**
- **Rent out home**
- **Give home to grown kids**
- **Life changes**

By EDDIE HUNSINGER and DAVID HOWELL, Demographers; and ERIC SANDBERG, Research Analyst

Alaska's Highly Migratory Population

Annual moves to, from, and across the state

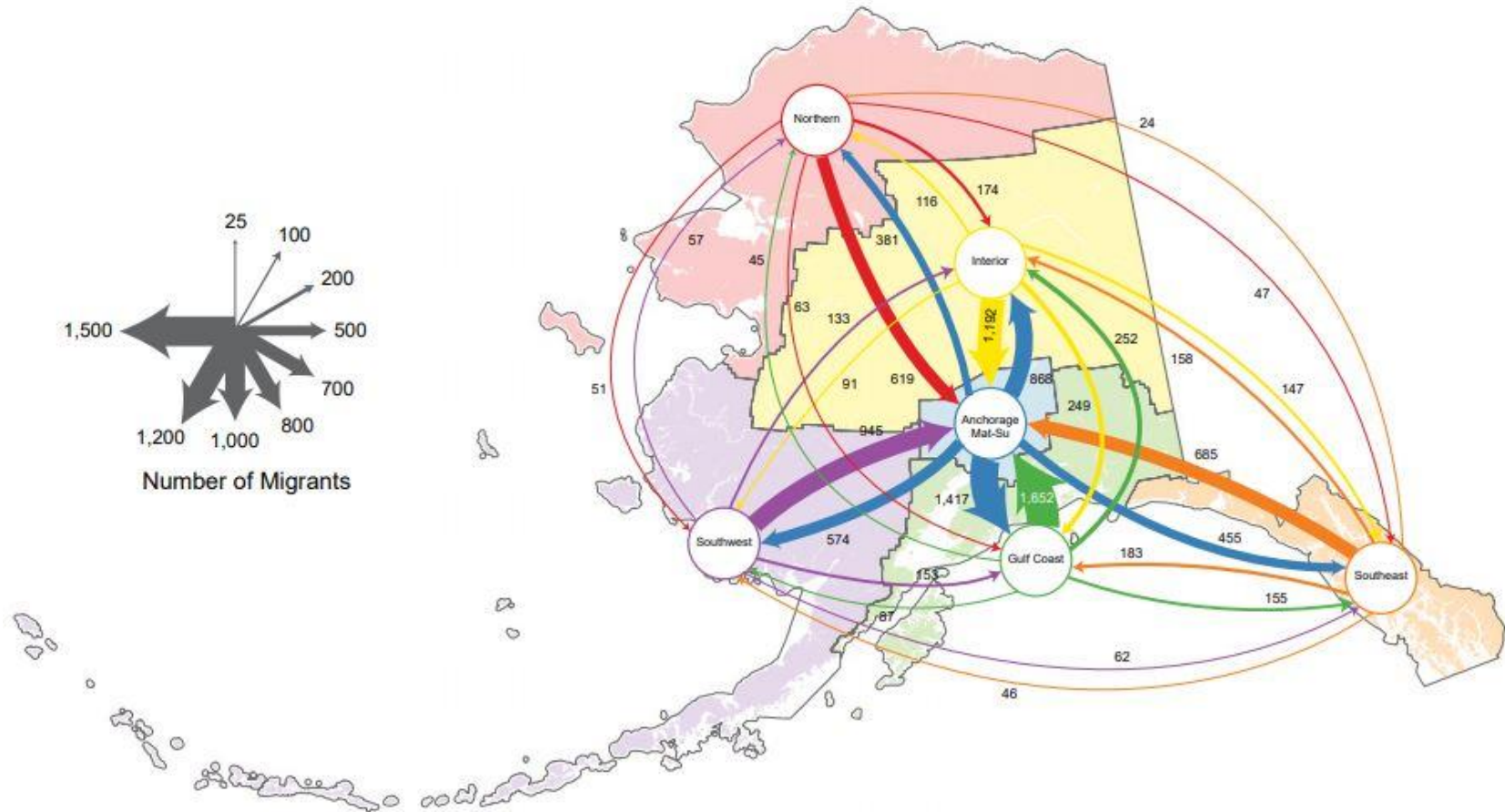
Alaska has one of the highest rates of population turnover in the nation — there are always large numbers of people moving in and out, regardless of whether the overall population is growing or shrinking.

Depending on the year and data source, between 5 and 7 percent of Alaska's population enters or leaves the state each year. These large flows in and out, or “gross migration,” tend to be fairly stable and predictable.

Population change is made up of three components: migration, births, and deaths. Of these, migration is the most complex and volatile.

that Alaska has a net migration loss, more than 30,000 people still arrive here each year.

A history of major swings

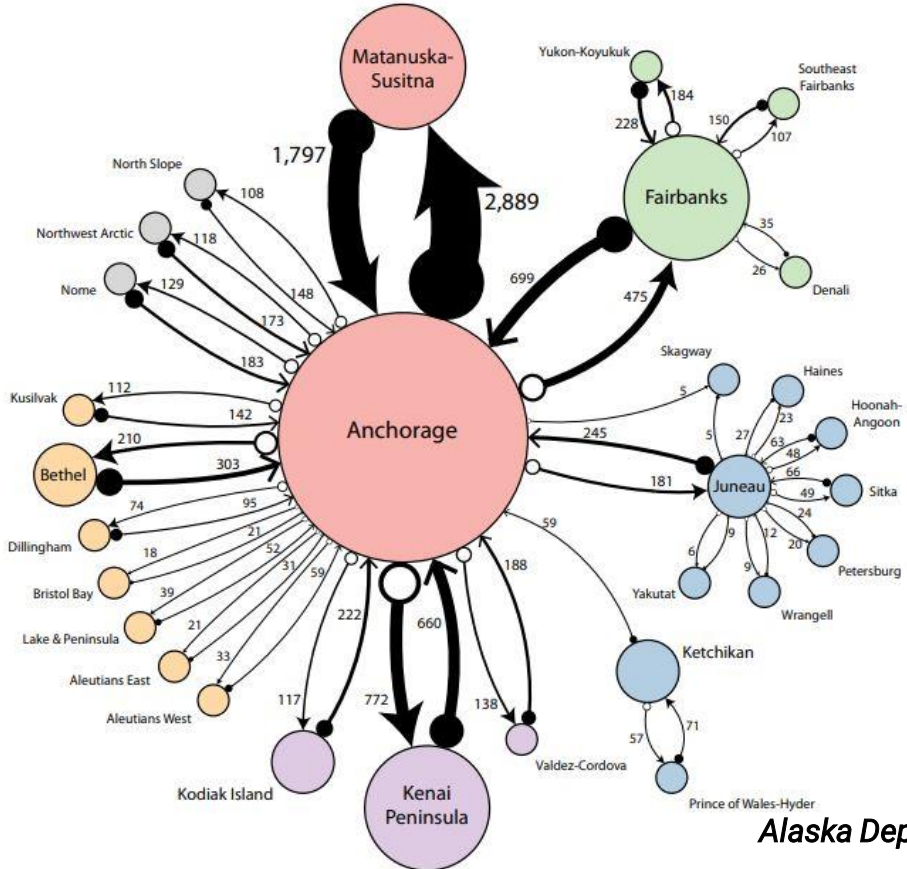


Source: Alaska Department of Labor and Workforce Development, Research and Analysis Section

7

Most In-State Moves Involve Anchorage

ALASKA, LARGEST INFLOWS AND OUTFLOWS BY BOROUGH OR CENSUS AREA, 2010 TO 2017



2017-2018 Intra-Alaska

Migration (AK DOL)

	Age, Municipality of	From Anchorage, Municipality of
A	21	20
A	67	25
A	237,843	237,843
Bethel Borough	334	165
Bristol Bay Borough	17	11
Denali Borough	10	24
Dillingham Census Area	94	76
Fairbanks North Star Borough	505	415
Haines Borough	10	15
Hoonah-Angoon Census Area	5	2
Juneau, City and Borough of	160	183
Kenai Peninsula Borough	590	636
Ketchikan Gateway Borough	36	31
Kodiak Island Borough	161	102
Kusilvak Census Area	103	104
Lake and Peninsula Borough	39	25
Matanuska-Susitna Borough	1,929	2,765
Nome Census Area	167	94
North Slope Borough	158	89
Northwest Arctic Borough	194	100

	To Anchorage, Municipality of	From Anchorage, Municipality of
Aleutians East Borough	21	20
Aleutians West Census Area	67	25
Anchorage, Municipality of	237,843	237,843
Bethel Census Area	334	165
Bristol Bay Borough	17	11
Denali Borough	10	24
Dillingham Census Area	94	76
Fairbanks North Star Borough	505	415
Haines Borough	10	15
Hoonah-Angoon Census Area	5	2
Juneau, City and Borough of	160	183
Kenai Peninsula Borough	590	636
Ketchikan Gateway Borough	36	31
Kodiak Island Borough	161	102
Kusilvak Census Area		
Mat-Su Borough	1,929	2,765
North Slope Borough	158	89
Northwest Arctic Borough	194	100

	To Anchorage, Municipality of	From Anchorage, Municipality of
Aleutians East Borough	21	20
Aleutians West Census Area	67	25
Anchorage, Municipality of	237,843	237,843
Bethel Census Area	334	165
Bristol Bay Borough	17	11
Denali Borough	10	24
Dillingham Census Area	94	76
Fairbanks North Star Borough	505	415
Haines Borough	10	15
Hoonah-Angoon Census Area		
Kenai Peninsula Borough	590	636
Kodiak Island Borough		
Kusilvak Census Area	103	104
Lake and Peninsula Borough	39	25
Matanuska-Susitna Borough	1,929	2,765
Nome Census Area	167	94
North Slope Borough	158	89
Northwest Arctic Borough	194	100

	To Anchorage, Municipality of	From Anchorage, Municipality of
Aleutians East Borough	21	20
Aleutians West Census Area	67	25
Anchorage, Municipality of	237,843	237,843
Bethel Census Area	334	165
Bristol Bay Borough	17	11
Denali Borough	10	24
Fairbanks North Star Borough	505	415
Sitka, City and Borough of	160	183
Kenai Peninsula Borough	590	636
Ketchikan Gateway Borough	36	31
Kodiak Island Borough	161	102
Kusilvak Census Area	103	104
Lake and Peninsula Borough	39	25
Matanuska-Susitna Borough	1,929	2,765
Nome Census Area	167	94
North Slope Borough	158	89
Northwest Arctic Borough	194	100



2005 Residential Exemption
SQ - SZ

Bankers Box.
Recycled 12770

2005 Residential Exemption
MA - MC
Bankers Box.
Recycled 12770

Fellowes
Recycled 12770

Bankers Box



willcopy

BANKERS BOX

BANKERS BOX

BANKERS BOX

BANKERS BOX

BANKERS BOX

BANKERS BOX

BANKERS BOX

BANKERS BOX

BANKERS BOX

BANKERS BOX

BANKERS BOX

BANKERS BOX

BANKERS BOX

BANKERS BOX

BANKERS BOX

BANKERS BOX

2010 APPEALS
336-4

2010 APPEALS
437-519

2010 APPEALS
515

2011
CASE FILES

2011
CASE FILES

2011
CASE FILES

PMDB 1

M

BU

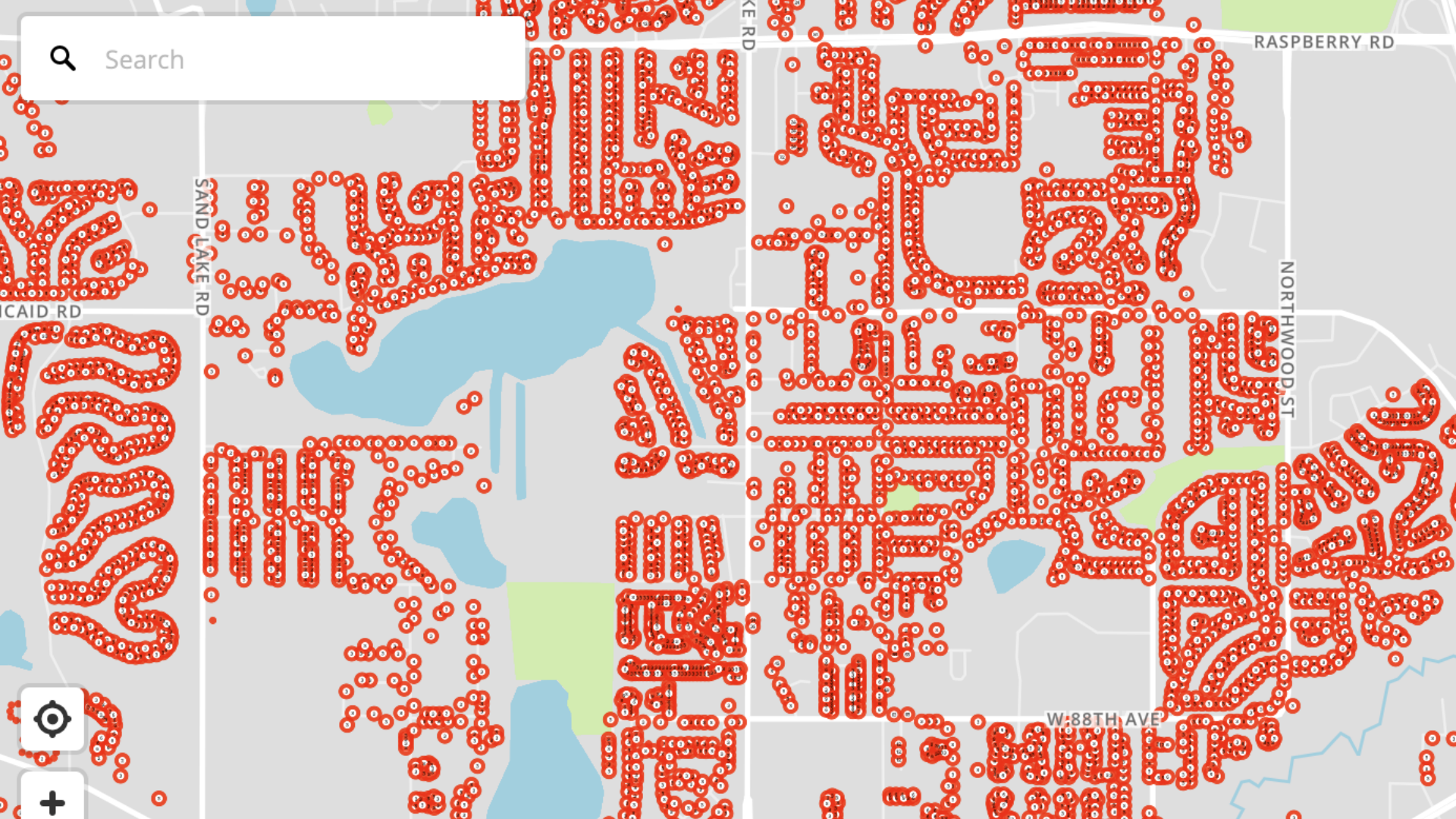


A top-down view of a cardboard box filled with a thick stack of white papers. The papers are tightly packed and their edges create a dense, textured surface. A semi-transparent grey horizontal band is overlaid across the middle of the box, containing the text '~100,000' in a large, bold, black font. The box is placed on a dark, textured surface, possibly a carpet.

~100,000



Search





CAMA Property Inventory - Residential with Details



Residential properties in the Municipality of Anchorage including data elements that are specific to residential properties

More Views Filter Visualize

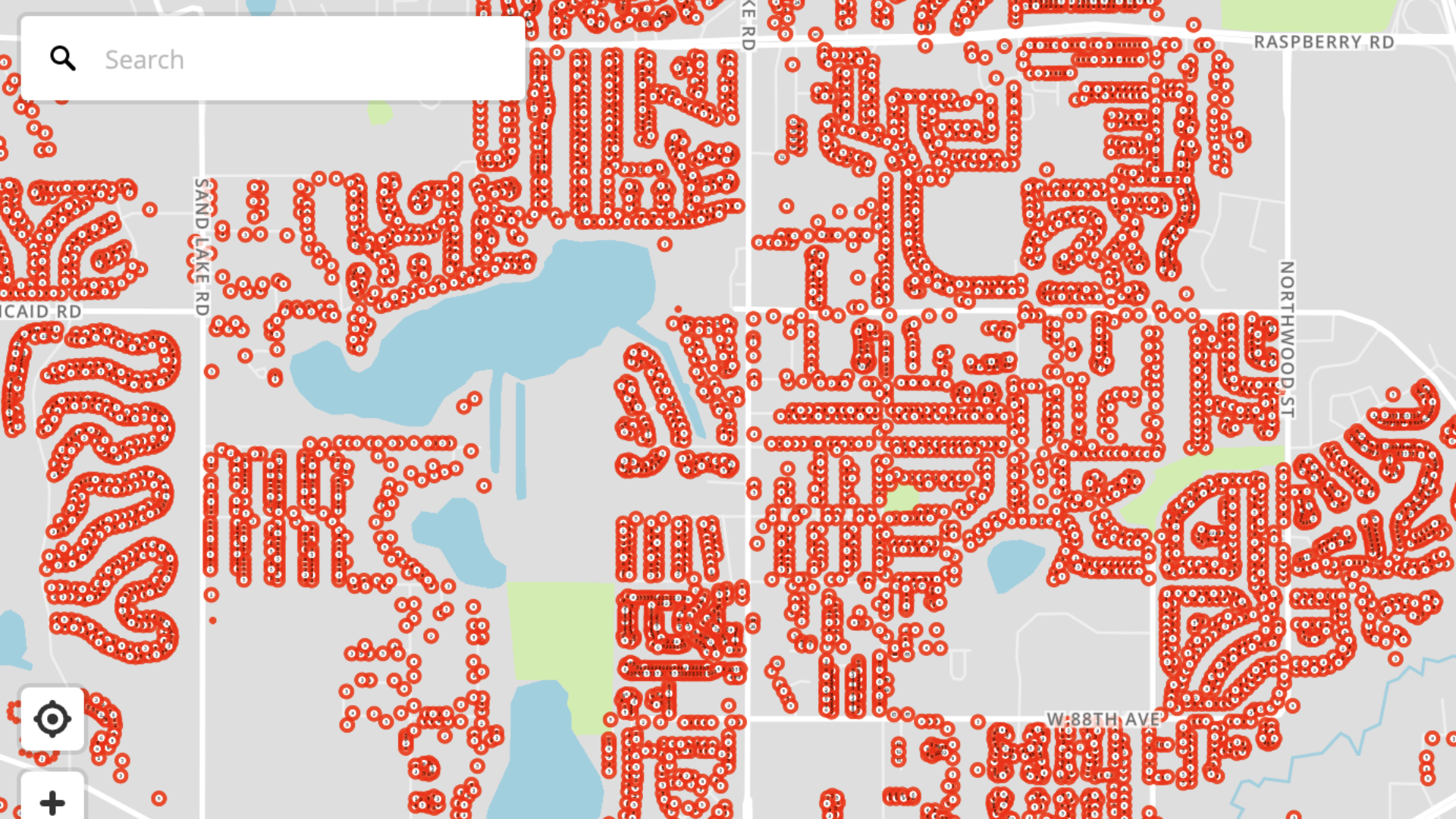
Deed Page	Deed Date	Plat Number	Appraised Land Value	Appraised Building Value	Appraised Total Value
32,721	08/28/2018	18-0048			
64,403	09/22/2006		\$238,500	\$325,600	\$564,100
85,917	12/21/2006	67-0030	\$272,300	\$334,300	\$606,600
619	02/12/1998	67-0030	\$437,400	\$419,900	\$857,300
52,778	09/17/2012	67-0030	\$449,400	\$182,100	\$631,500
37,390	05/24/2004	67-0030	\$0	\$1,233,000	\$1,233,000
7,746	02/18/2010	67-0030	\$0	\$345,400	\$345,400
26,895	07/20/2018		\$0	\$845,400	\$845,400
7,306	03/13/2019		\$0	\$845,400	\$845,400
10,189	03/17/2016	67-0030	\$364,700	\$278,800	\$643,500
935,070	12/10/2002		\$0	\$294,800	\$294,800

< Previous Next >

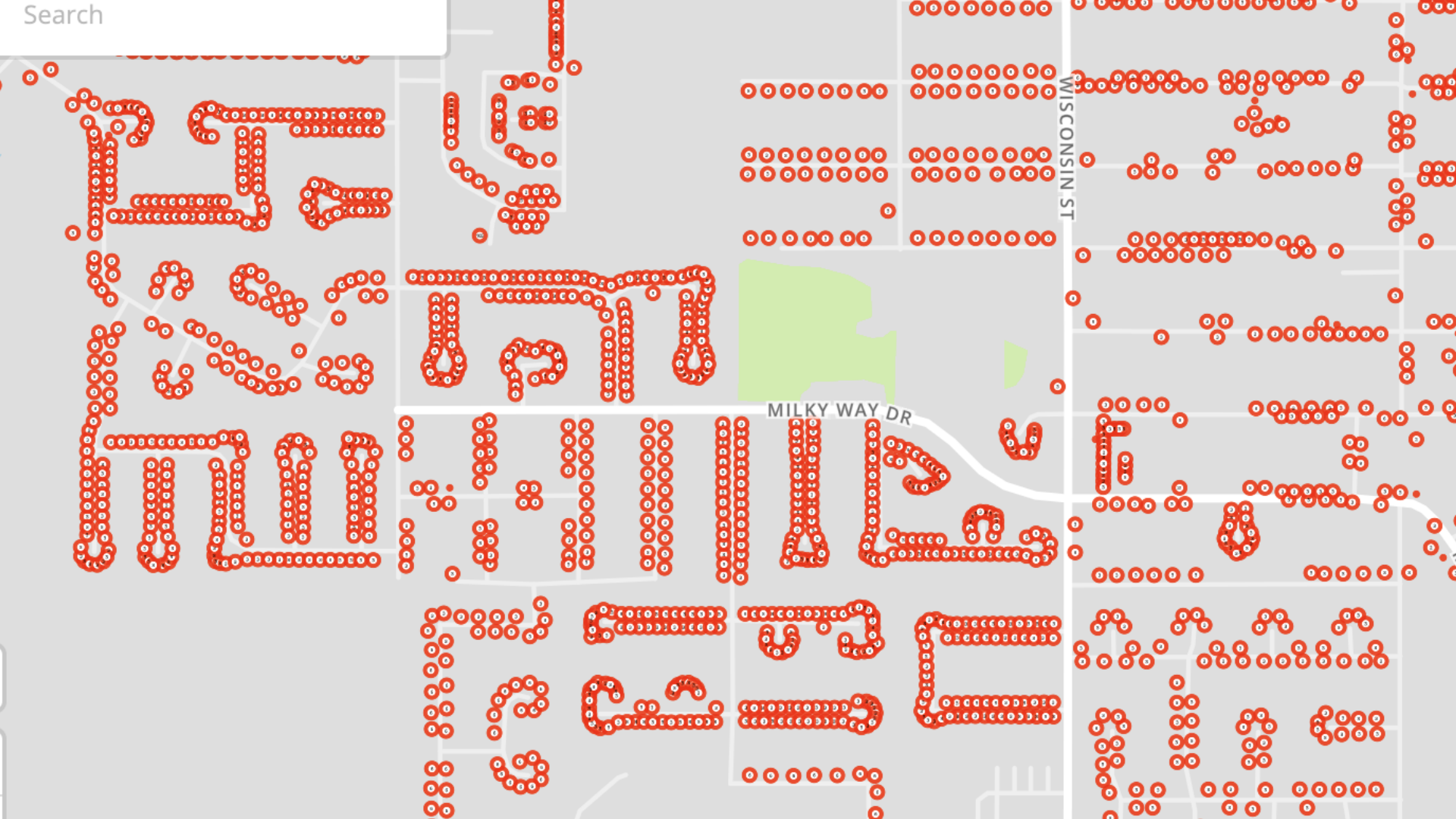
Automatically classify
flagged exemptions and
validate **good** exemptions.



Search



Search





A cartoon illustration showing two men. On the left, a man with a large head, wearing a grey suit jacket and a white shirt, is looking towards the right. On the right, a man wearing a red baseball cap with a blue American flag design and a green long-sleeved shirt is holding a large stack of money. The background is a wooden interior, possibly a boat or a cabin, with a window showing a blue sky. The text "639,247 Alaskans get a PFD" is overlaid in white on a dark horizontal band across the middle of the image.

**639,247 Alaskans
get a PFD**



Everyone Can Apply Online

336624

Alaskans Already Have!

**CLICK HERE TO FILE YOUR
ONLINE APPLICATION**

Matheson Benjamin J 06-01-2000 CAMA
1110 East 20th Avenue, Anchorage, AK 99503

Matheson Benjamin J	06-01-2000	CAMA
Matheson Ben Joel	06-10-2000	PFD
Matheson Ben	06-10-2000	PFD

Matheson Benjamin J	06-01-2000	CAMA
Matheson Ben Joel	06-10-2000	PFD
Matheson Ben	06-10-2000	PFD

Matheson Benjamin J

06-~~01~~-2000

CAMA

Matheson Ben Joel

06-~~10~~-2000

PFD

Matheson Ben

06-~~10~~-2000

PFD

1110 East 20th Avenue

CAMA

1110 #3 E. 20 Ave.

PFD

1110 20th Ave APT 3

PFD

1110 East 20th Avenue

1112 East 20th Avenue

11**10** East 20th Avenue

11**12** East 20th Avenue

fuzzy matching

fuzzy matching

Deduplication

Entity resolution

Data augmentation

Data joining

Matheson Benjamin J

Matheson Ben Joel

Matheson Benjamin J

Matheson Benjamin ~~Joel~~

Matheson Benjamin J

Matheson Benjamin ~~Joel~~

5 addition, 3 removal

Matheson Benjamin J

Matheson Benjamin ~~Joel~~

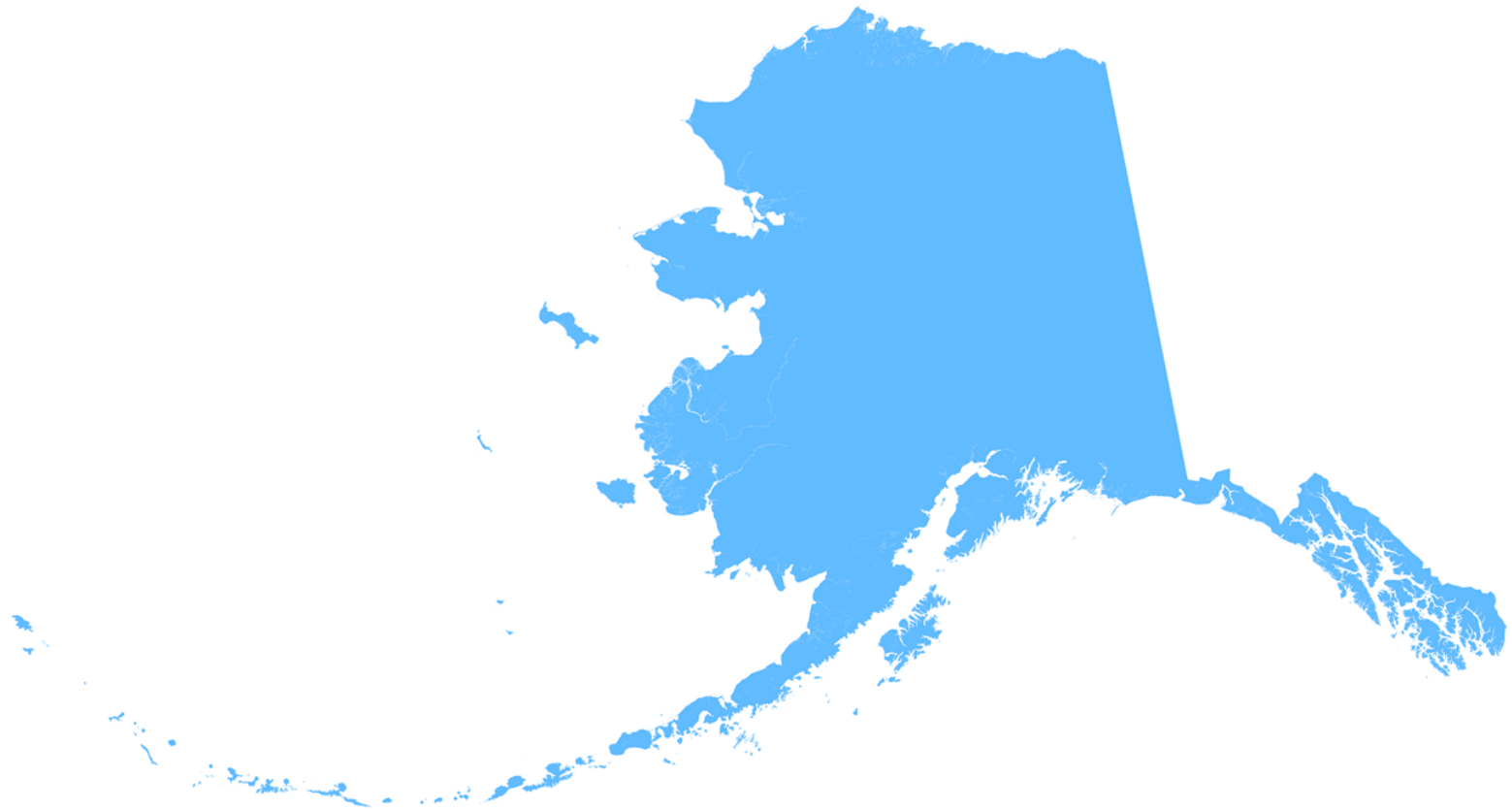
Levenshtein Distance: 8

```
matchFunctionBoth <- function (eachCama, exemptionType, pfdList) {  
  
  camaDf <- exemptionType %>% filter (`camaParcelId` == eachCama)  
  pfdDfMain <- pfdList %>% filter(pfdDOB == camaBday)  
  
  outputDfMain <- stringdist_inner_join(camaDf, pfdDfMain, by = c("scName" =  
"pfdFullName"), method="lv", max_dist=25, distance_col = "distance")  
  # outputDfMain <- outputDfMain %>% filter(scNameBdayFormat == pfdDOB)  
  
  outputDfMain <- outputDfMain %>% filter(first5Letters == camaName5)  
  minDistance = min(outputDfMain$distance)  
  outputDfMain <- outputDfMain %>% filter(distance == minDistance)  
  outputDfMain <- outputDfMain %>% mutate(addressDiff =  
stringdist(camaParcelAddress, pfdPHY_ADDR1, method="lv"))  
  outputDfMain <- outputDfMain %>% mutate(addrNumMatch =  
ifelse(parcelAddressNumbers == pfdAddressNumbers, TRUE, FALSE))  
  outputDfMain <- outputDfMain %>% mutate(firstLastMatch = ifelse(scLast == pfdLast  
& scFirst == pfdFirst, TRUE, FALSE))  
  outputDfMain <- outputDfMain %>% mutate(lastMatch = ifelse(scLast == pfdLast,  
TRUE, FALSE))  
  
}
```

```
matchFunctionBoth <- function (eachCama, exemptionType, pfdList) {  
  
  camaDf <- exemptionType %>% filter (`camaParcelId` == eachCama)  
  pfdDfMain <- pfdList %>% filter(pfdDOB == camaBday)  
  
  outputDfMain <- stringdist(pfdDfMain, by = c("scName" =  
"pfdFullName"), method = "hamming", max_dist=25, distance_col = "distance")  
  # outputDfMain <- mutate(outputDfMain, %>% filter(scName == camaName5)  
  
  outputDfMain <- mutate(outputDfMain, %>% filter(scName == camaName5)  
  minDistance = min(outputDfMain$distance)  
  outputDfMain <- outputDfMain %>% filter(distance == minDistance)  
  outputDfMain <- outputDfMain %>% mutate(lastMatch =  
stringdist(camaParcelId, pfdParcelId, method="lv"))  
  outputDfMain <- outputDfMain %>% mutate(lastMatch =  
ifelse(parcelAddressNumbers == pfdAddressNumbers, TRUE, FALSE))  
  outputDfMain <- outputDfMain %>% mutate(lastMatch = ifelse(scLast == pfdLast  
& scFirst == pfdFirst, TRUE, FALSE))  
  outputDfMain <- outputDfMain %>% mutate(lastMatch = ifelse(scLast == pfdLast,  
TRUE, FALSE))  
  
}
```



```
matchFunctionBoth <- function (eachCama, exemptionType, pfdList) {  
  
  camaDf <- exemptionType %>% filter (`camaParcelId` == eachCama)  
  pfdDfMain <- pfdList %>% filter(pfdDOB == camaBday)  
  
  outputDfMain <- stringdist inner join(camaDf, pfdDfMain, by = c("scName" =  
"pfdFullName"), method="lv", max dist=25, distance_col = "distance")  
  # outputDfMain <- outputDfMain %>% filter(scNameBdayFormat == pfdDOB)  
  
  outputDfMain <- outputDfMain %>% filter(first5Letters == camaName5)  
  minDistance = min(outputDfMain$distance)  
  outputDfMain <- outputDfMain %>% filter(distance == minDistance)  
  outputDfMain <- outputDfMain %>% mutate(addressDiff =  
stringdist(camaParcelAddress, pfdPHY_ADDR1, method="lv"))  
  outputDfMain <- outputDfMain %>% mutate(addrNumMatch =  
ifelse(parcelAddressNumbers == pfdAddressNumbers, TRUE, FALSE))  
  outputDfMain <- outputDfMain %>% mutate(firstLastMatch = ifelse(scLast == pfdLast  
& scFirst == pfdFirst, TRUE, FALSE))  
  outputDfMain <- outputDfMain %>% mutate(lastMatch = ifelse(scLast == pfdLast,  
TRUE, FALSE))  
  
}
```



Benjamin Matheson
1110 W. 20th
Anchorage, AK

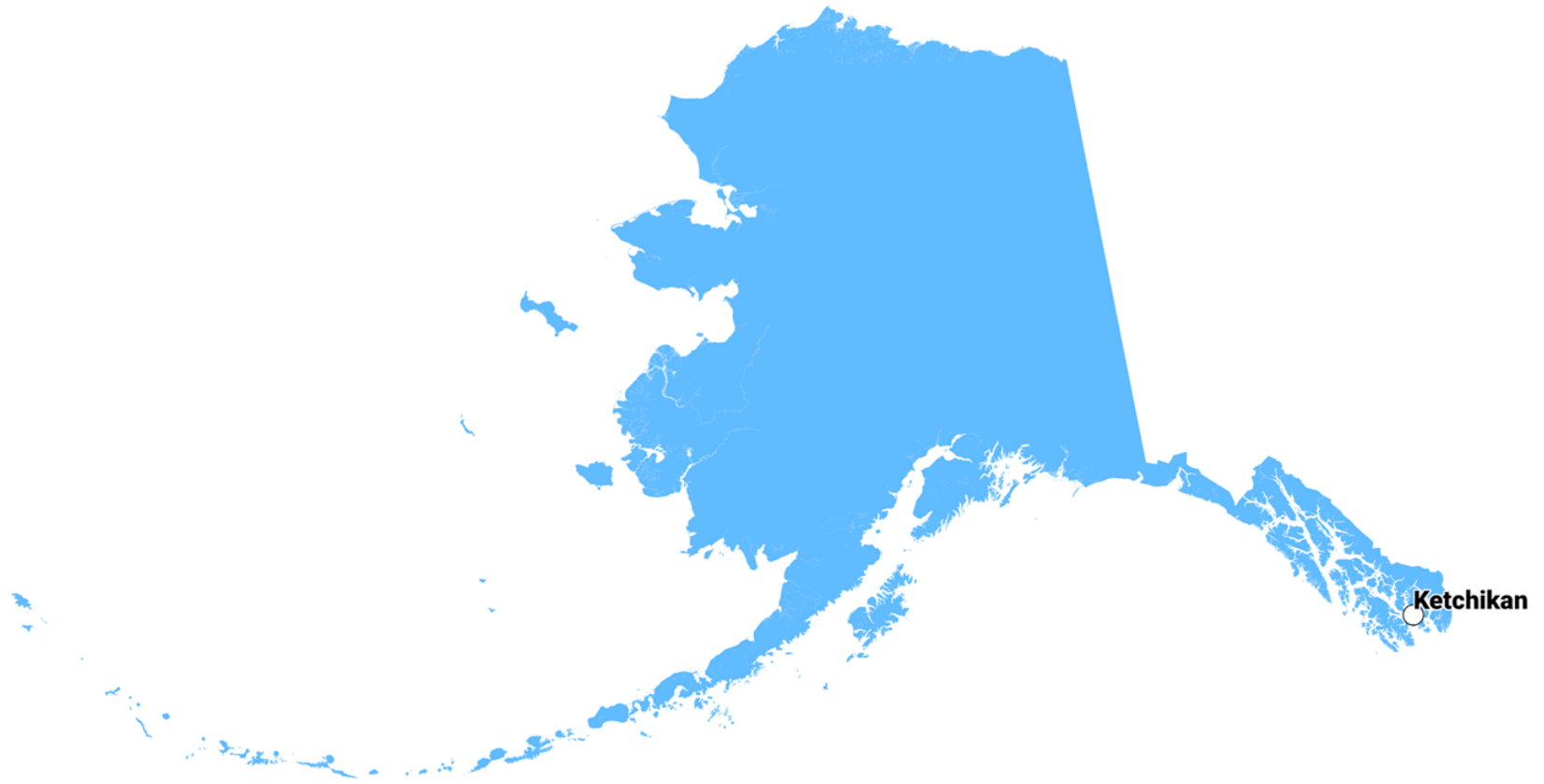
A map of the state of Alaska, colored in a solid light blue. The map shows the state's outline, including the Aleutian Islands to the west and the Alaska Peninsula to the south. A small white circle with a black outline is placed on the northern coast of the Alaska Peninsula, marking the location of Anchorage. The word "Anchorage" is written in black text to the right of the circle.

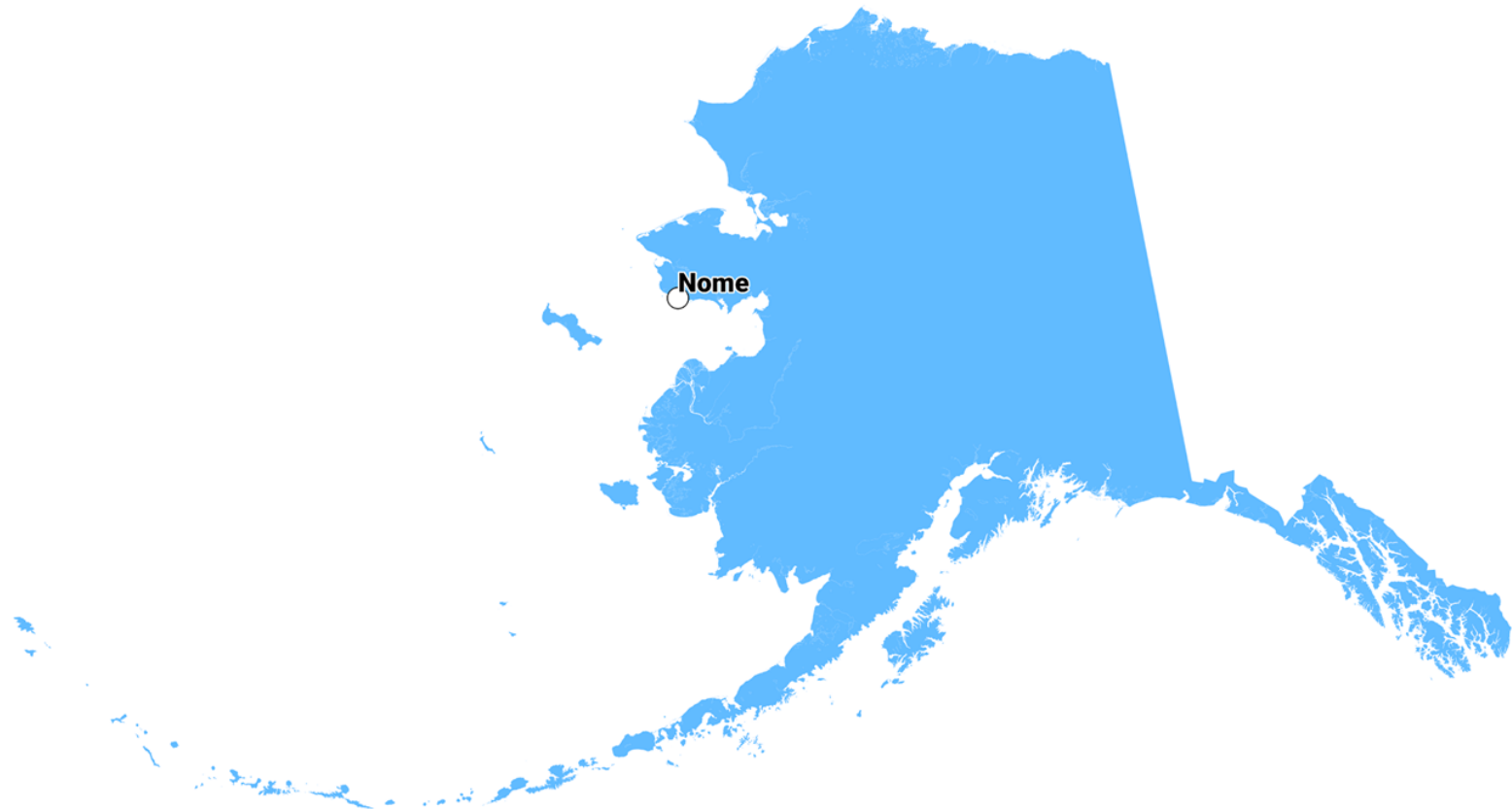
Anchorage

Benjamin Matheson
1711 M Street
Anchorage, AK

A map of the state of Alaska, colored in a solid light blue. The map shows the state's outline, including the Aleutian Islands to the west and the Alaska Peninsula to the south. A small white circle with a black outline is placed on the northern coast of the Alaska Peninsula, marking the location of Anchorage. The word "Anchorage" is written in black text to the right of the circle.

Anchorage



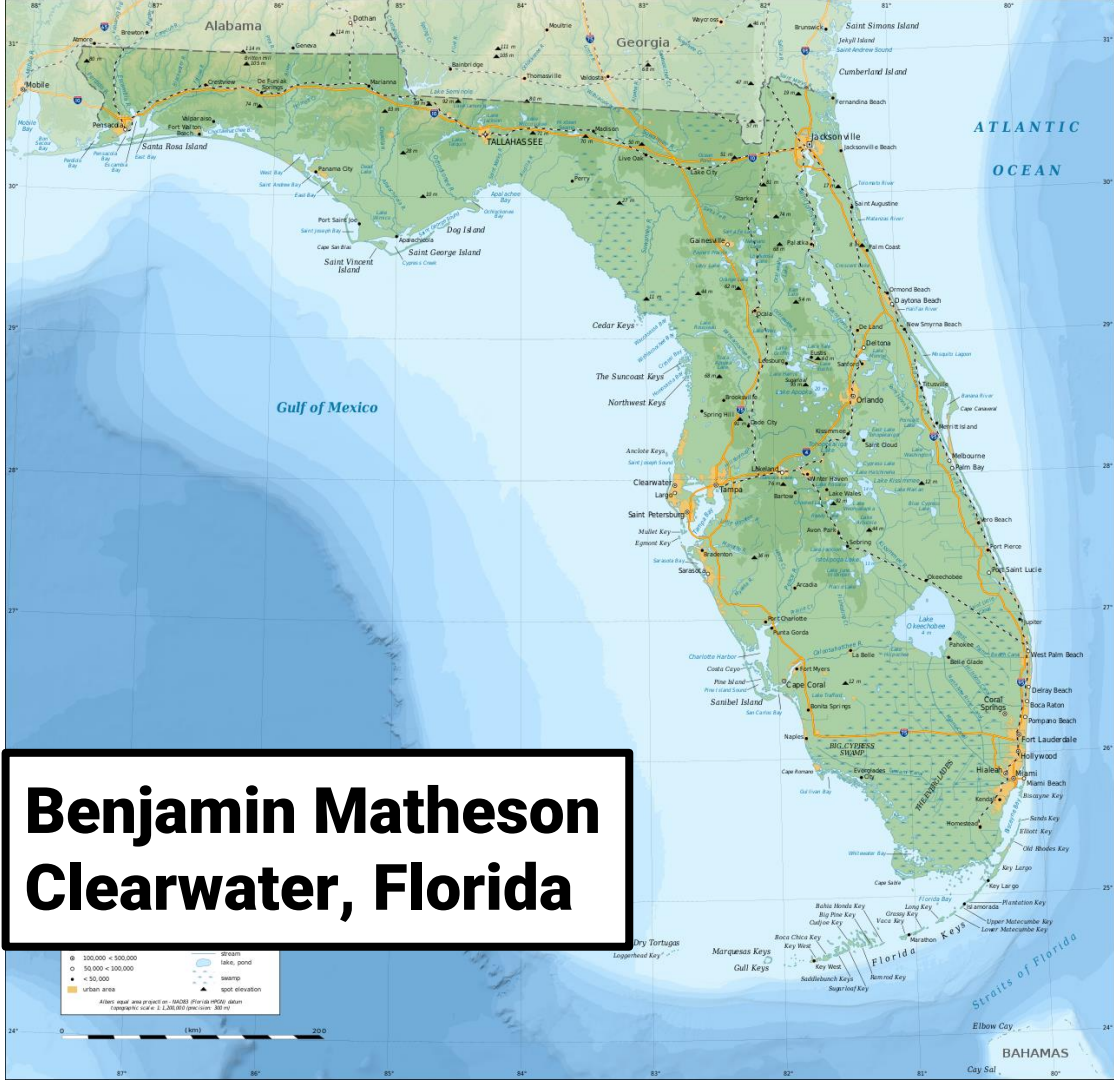


Nome

??



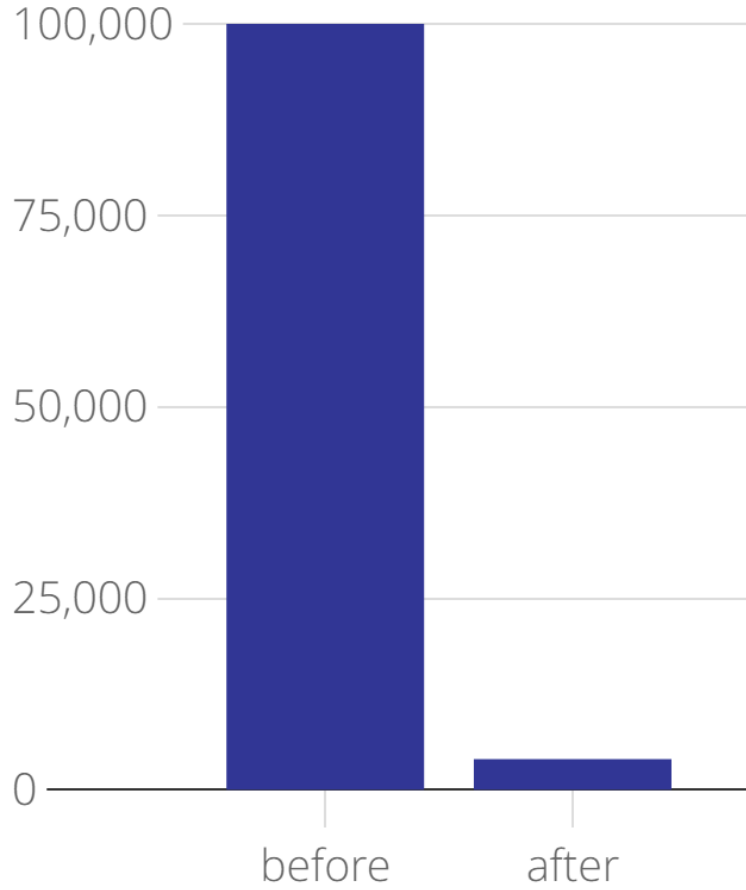
Benjamin Matheson Clearwater, Florida



~93% properties matched

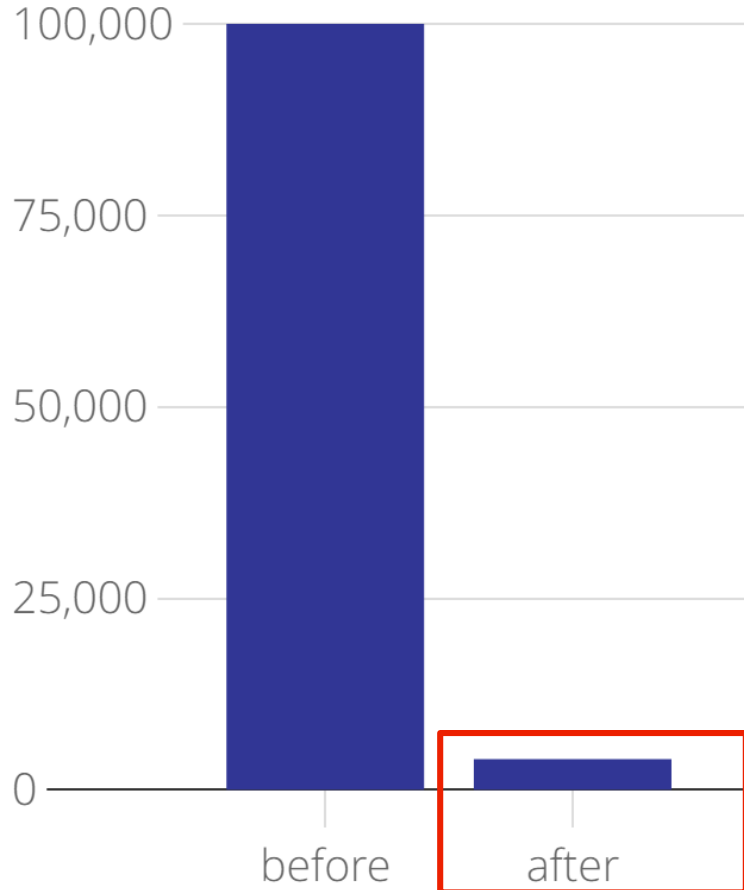
- The vast majority verified **“good”**
- ~4,000 **flagged** for follow-up

Exemptions to Review



**Prioritizing
exemptions
for follow-up**

Exemptions to Review



**Prioritizing
exemptions
for follow-up**

Prior to the team, Property Appraisal reviewed **~6,000** exemptions year.

Prior to the team, Property Appraisal reviewed ~6,000 exemptions year.

With our flagging process, we can initially screen all 48,000 in **minutes.**

Impact: Reduced Staff Costs

The property appraisal team scaled down from the initial estimate of **5 staff and 1 manager** over 1 year to **2 staff and 1 manager** in less than a year.

Saved over **\$280K** in salary and benefits.

Impact: Recovered Lost Revenue

Treasury has already removed 170 exemptions of **\$7 million** of taxable value, for revenue of **~\$108,000**.

Potential for **\$1.5 million to \$3 million** in recovered revenue.

Assumptions: 3000 flags: low: 40% removal rate, 1200 revenue. High: 60% removal rate, 1500 revenue.

Other Approaches

Case Study: Louisiana Homestead



About Us



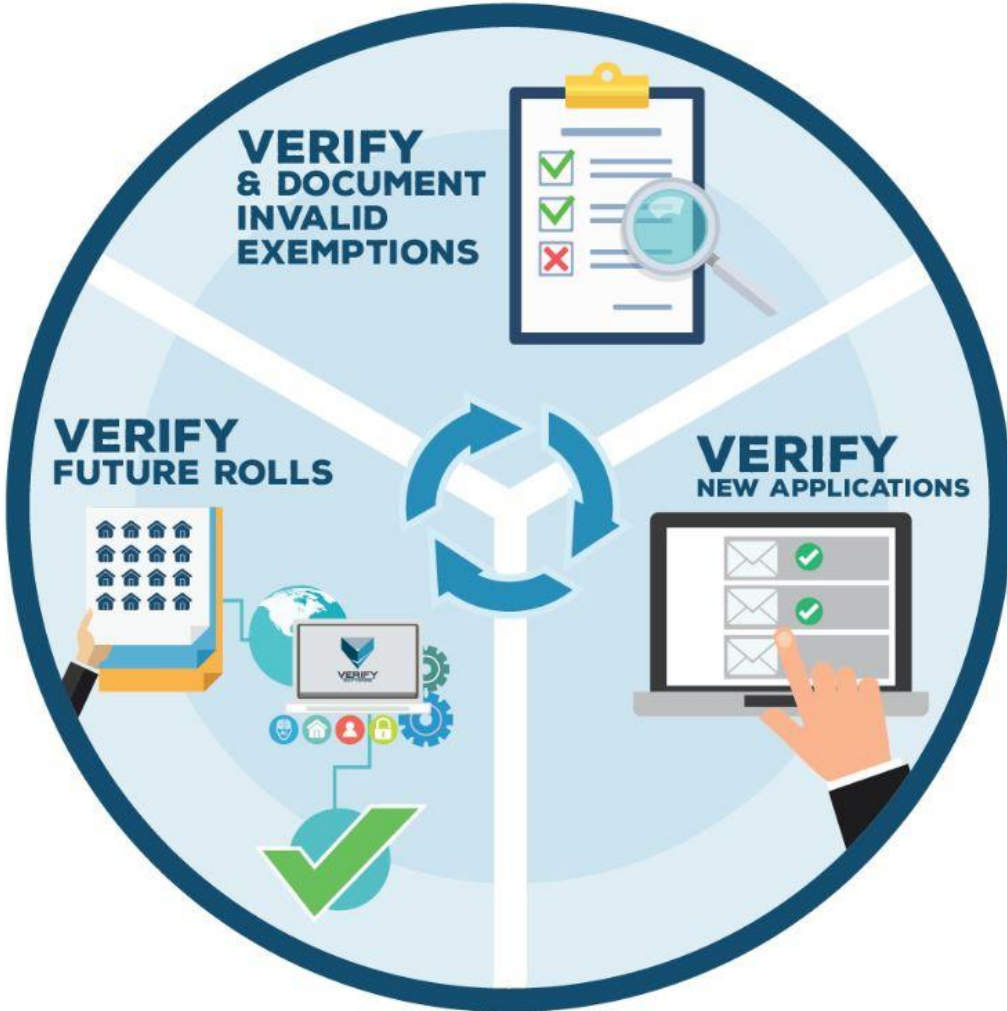
Case Study: Louisiana Homestead



About Us



“Application of **Machine learning** and the integration of **artificial intelligence** to the exemption audit.”



Case Study: Louisiana Homestead

- Claims exemption audit time reduced by **75%**
- Compares property tax records in New Orleans with **other municipalities around the country**, looking for evidence that owners are getting the benefits in more than one location
- Assessure Systems will **receive 28%** of the collected tax amount.

N.O. prepares to crack down on fraudulent homestead exemptions

Outside group will audit tax rolls to look for scofflaws

Author: Danny Monteverde

Published: 2:32 PM CDT March 16, 2018

Updated: 4:49 PM CDT March 16, 2018

NEW ORLEANS -- There are 116,485 residential properties in the city, 65,819 of which qualify for homestead exemptions -- some of which officials are certain are fraudulent.

Now, in an effort to ferret out fake exemptions and recoup property tax dollars that are not being paid, City Hall is preparing to crack down on those homestead exemptions that aren't above board.

City Councilwoman Stacy Head said the effort has the potential to return as much as \$9 million to the city and other entities that collect property tax.

“The new group will audit tax rolls to look for scofflaws,” Head said. “The effort has the potential to return as much as \$9 million to the city and other entities that collect property tax.”

Cheat On Your Homestead Exemption In Escambia County? Here's How The Property Appraiser Is Looking For You.

February 24, 2020



**Homestead
Tax Exemption**

Livingston Parish looking to crack down on duplicate tax exemptions

December 13, 2018 10:21 PM in News

Source: WBRZ

By: Sydney Kern

Share:



EFFICIENCY / ROI



HISTORIC METHOD



DATA/ LISTS



SCORING ALGORITHMS



AI & ML

EXEMPTION AUDITS


EFFICIENCY / ROI



**HISTORIC
METHOD**



DATA/ LISTS



**SCORING
ALGORITHMS**



AI & ML

EXEMPTION AUDITS

Detect homestead exemption fraud and boost tax revenue for your agency

Reveal connections that matter with advanced data, analytics and insights.



- Detect fraudulent activities
- Identify data within a tax year that indicates multiple property ownership
- Determine current residency by searching sources such as utilities, driver's licenses and voter registration information
- Automatically search data sources across nationwide jurisdictions for unlimited visibility
- Cross-reference multiple years
- Determine if a death record is associated with the homeowner(s)
- Persuade individuals to comply with homestead exemption tax laws
- Generate additional tax revenue through paid back taxes
- Eliminate the need to raise local taxes and even reduce taxes

- Detect fraudulent activities
- Identify data within a tax year that indicates multiple property ownership
- Determine current residency by searching sources such as utilities, driver's licenses and voter registration information
- Automatically search data sources across nationwide jurisdictions for unlimited visibility
- Cross-reference multiple years
- Determine if a death record is associated with the homeowner(s)
- Persuade individuals to comply with homestead exemption tax laws
- Generate additional tax revenue through paid back taxes
- Eliminate the need to raise local taxes and even reduce taxes

- Detect fraudulent activities
- Identify data within a tax year that indicates multiple property ownership
- Determine current residency by searching sources such as utilities, driver's licenses and voter registration information
- Automatically search data sources across nationwide jurisdictions for unlimited visibility
- Cross-reference multiple years
- Determine if a death record is associated with the homeowner(s)
- Persuade individuals to comply with homestead exemption tax laws
- Generate additional tax revenue through paid back taxes
- Eliminate the need to raise local taxes and even reduce taxes

- Detect fraudulent activities
- Identify data within a tax year that indicates multiple property ownership
- Determine current residency by searching sources such as utilities, driver's licenses and voter registration information
- Automatically search data sources across nationwide jurisdictions for unlimited visibility
- Cross-reference multiple years
- Determine if a death record is associated with the homeowner(s)
- Persuade individuals to comply with homestead exemption tax laws
- Generate additional tax revenue through paid back taxes
- Eliminate the need to raise local taxes and even reduce taxes

- Detect fraudulent activities
- Identify data within a tax year that indicates multiple property ownership
- Determine current residency by searching sources such as utilities, driver's licenses and voter registration information
- Automatically search data sources across nationwide jurisdictions for unlimited visibility
- Cross-reference multiple years
- Determine if a death record is associated with the homeowner(s)
- Persuade individuals to comply with homestead exemption tax laws
- Generate additional tax revenue through paid back taxes
- Eliminate the need to raise local taxes and even reduce taxes

City and Borough of Sitka, Assessing Department
100 Lincoln Street, Suite 108



**2019 Senior-Citizen/Disabled-Veteran Property Tax
Exemption Audit Program**

The Assessing Department stopped by to document your residency for continued eligibility in the Senior-Citizen/Disabled-Veteran Property Tax Exemption program. This home was registered as your primary place of residence and permanent place of abode for the residency requirements of this exemption. **In order to remain eligible for this exemption it is required that you sign, date and return this site-visit door-hanger personally to the Assessing Office by the end of this month, as required by this audit program.** Please visit the Assessing Department webpage for complete audit details.

Mary Andersen
PO Box 99
Sitka, AK 998350099
2-4780-001

Signature _____

October 2018



2019 Senior-Citizen/Disabled-Veteran Property Tax Exemption Audit Program

The Assessing Department stopped by to document your residency for continued eligibility in the Senior-Citizen/Disabled-Veteran Property Tax Exemption program. This home was registered as your primary place of residence and permanent place of abode for the residency requirements of this exemption. **In order to remain eligible for this exemption it is required that you sign, date and return this site-visit door-hanger personally to the Assessing Office by the end of this month, as required by this audit program.** Please visit the Assessing Department webpage for complete audit details.

Mary Andersen
PO Box 99
Sitka, AK 998350099
2-4780-001

'Door-knock' property tax audit troubles some Sitka seniors

Posted by Robert Woolsey, KCAW | Nov 7, 2018

The City of Sitka is performing an audit of homes eligible for property tax exemptions, and at least one senior is crying foul.

Mary Todd Anderson is hoping others join her in opposing the city's plans to visit her home once a month for an entire year, to ensure that she's actually living in her exempt property.



[Downloadable audio.](#)

Note: The Sitka Assembly will discuss the Senior Citizen Property Tax Exemption as an agenda item toward the end of its regular meeting Thursday, November 8.

Chances are you've never heard about a property tax audit program quite like the one Sitka is using. The local assessing department doesn't just review paperwork. Someone actually shows up at your house — once a month for a year.

"Twelve monthly checks that they come to your door in the first two weeks of every month. And if I'm there, they just identify who I am: Hi, you're Mary Todd Anderson? Great, we're on our way."

For Mary Todd Anderson there's nothing "great" about this audit technique.

"If I'm not there they hang a notice on the doorknob that says I have basically until the end of the month to come in and identify who I am and sign off, in essence, that I'm Mary Todd Anderson."

Sitka has started this face-to-face audit program because it can. Anchorage, for instance, exempts 16,000 homes from property taxes. In Sitka, there are only 590 homes in the property tax exemption program, and only a randomly-selected ten-percent of them — 59 — are being audited.

KCAW - Raven Radio

Further Opportunities



- Partnerships to leverage administrative data from other Alaska boroughs and city governments

Further Opportunities

- **Augment/enrich data** with other sources
 - Voter Registration
 - DMV
 - Utility data
 - Real estate data

Potential to Partner with Boroughs



Ben Matheson

ben.matheson@anchorageak.gov

907-343-6980

2

We put **people at the center** of everything we do.



**Are there residents who are
missing out on
property taxes?**

A photograph of a cardboard box filled with a large stack of white papers. The papers are neatly stacked and fill most of the box. Overlaid on the papers is the text "1249 seniors" in a large, bold, black font, and "who might be eligible" in a smaller, regular black font below it. The box is open, and the edges of the cardboard are visible.

1249 seniors
who might be eligible

behavioral nudges

Low-cost interventions based on behavioral economics and psychology that make it easier for people to make decisions in their best interest.

behavioral nudges

Low-cost interventions based on behavioral economics and psychology that make it easier for people to make decisions in their best interest.



EASY

behavioral nudges

Low-cost interventions based on behavioral economics and psychology that make it easier for people to make decisions in their best interest.



EASY



ATTRACTIVE

behavioral nudges

Low-cost interventions based on behavioral economics and psychology that make it easier for people to make decisions in their best interest.



EASY



ATTRACTIVE



SOCIAL

behavioral nudges

Low-cost interventions based on behavioral economics and psychology that make it easier for people to make decisions in their best interest.



EASY



TIMELY

ATTRACTIVE



SOCIAL




Municipality of Anchorage
Ethan Berkowitz, Mayor

95% of eligible Anchorage residents take advantage of the tax exemption, and we want to make sure you do too!

Descriptive Norm:

We use other people's behavior as a cue for what's acceptable and desirable.



Our records show that you may qualify for the General-Smelter Property Tax Exemption which could significantly lower your property taxes. Residents who qualify can save up to \$2,400 per year.*

94% of eligible Anchorage residents take advantage of this tax exemption, and we want to make sure you do too! You may qualify if you are at least 65 years old by December 31, and your property is your primary residence. You can see the full list of requirements on the back of the application.

APPLY NOW: See if you qualify for lower taxes



Fill out:
The enclosed application



Take photos of:
→ Signed application
→ Driver's license or state ID



Email photos to:
propappex@muni.org
Or mail paper copies to the address on the application

Questions? Our property appraisal customer service team is here to help! You can reach them at 907-343-6700 or propappex@muni.org. If your exemption is approved, you'll see the savings on your 2020 tax bill.

Regards,

Ethan Berkowitz
Mayor

PS - Make sure to **apply now**, so you don't miss out on this big tax break!

*Up to \$150,000 of your home's assessed value may be exempt from taxes, so if you qualify, the amount you'll save depends on your home's value, tax rate, etc.

APPLY NOW: See if you qualify for lower taxes



Fill out:

The enclosed application



Take photos of:

- Signed **application**
- **Driver's license** or **state ID**



Email photos to:

propappcs@muni.org
Or mail paper copies to the address on the application

✓ **ATTRACTIVE**

Saliency:

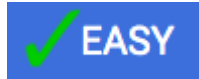
Our attention is drawn to what is novel and seems relevant to us.

✓ **EASY**

Simplification:

We are more likely to take action when it's easy for us to do so

Friction Costs:



We can be deterred from taking an action by seemingly small barriers.

Head Start:



We can be deterred from taking an action by seemingly small barriers.

2020 Municipality of Anchorage Senior Citizen, Disabled Veteran Exemption Application
AS 29.45.030 (e)-(i) Exemption up to \$150,000 of valuation

To qualify for tax exemption, property must be applicant's primary residence and permanent place of abode prior to January 1, 2020. Upon initial application, the owner must have been a resident of the State of Alaska for the entire year of 2019. In each subsequent year the property must be owned and occupied as the primary residence and permanent place of abode for at least 185 days prior to January 1, and when absent, the dwelling is not rented or leased to another.

Senior Citizen must be 65 on or before December 31, 2019. **New applicants must provide proof of age.** **Disabled Veteran** must provide a **current VA letter** (dated within one year) stating at least a 50% service connected disability.

Mail to: Municipality of Anchorage
Property Appraisal
P.O. Box 196650
Anchorage, AK 99519-6650

OR

Submit in person to:
Property Appraisal
632 West 6th Avenue, Suite 300
For Information call: (907) 343-6770
E-mail: propappcs@muni.org

Application must be complete and received or postmarked on or before March 15, 2020.

It is the property owner's responsibility to ensure receipt of the application by the MOA.

Property owners are required to notify the assessor of any change in ownership, property use, residency, status of disability or other factor affecting qualification for the exemption.

Real Property Number (Parcel ID Number)	Personal Property Number (Mobile Home)	VA Number	
Name of Applicant: Last Name	First Name MI	Birth Date	Applicant Daytime Phone Number
Name of Spouse: Last Name	First Name MI	Birth Date	Applicant 2 nd Phone Number or E-mail
Mailing Address		Property Site Address, if same as mailing write "same"	

- I am applying for a SENIOR CITIZEN exemption.
 I am applying for a SENIOR WIDOW / WIDOWER exemption (Must be 60 years of age).

- I am applying for a DISABLED VETERAN exemption.
 I am applying for a DISABLED VETERAN WIDOW / WIDOWER exemption.

Dwelling Type: Single Family Condominium Duplex Mobile Home Other

If dwelling type is a mobile home, is it on land you own? Yes No

If ownership is shared with someone other than your spouse, list your percent of ownership _____% N/A

Is occupancy shared with someone other than your spouse or minor children? Yes No

When did your most recent Alaska residency begin? This means the month, day and year you arrived in/or returned to Alaska. Month - Day - Year: _____

Is any portion of this property used for: **Commercial Purposes?** Yes No

Rental Purposes? Yes No

If Yes, what percent is used for commercial or rental purposes? _____%


CERTIFY: That the information I am supplying on and with this form is TRUE and CORRECT. That prior to January 1 of the year for which this exemption is sought I was a resident of the State of Alaska for the entire year and subsequently will own and occupy this property for a minimum of 185 days during each calendar year thereafter and when absent, the dwelling is not rented or leased to another. I authorize the Municipality of Anchorage to obtain information necessary to verify my eligibility. Falsely applying for an exemption or failing to notify the Municipal Assessors Office of a change in exemption status may result in payment of back taxes, penalties and interest for prior years.

SIGNATURE OF APPLICANT: _____ **Date:** _____

SIGNATURE OF SPOUSE: _____ **Date:** _____

***** FOR OFFICE USE ***** DO NOT WRITE BELOW THIS LINE *****


<input type="checkbox"/> New Filing	<input type="checkbox"/> Ownership	<input type="checkbox"/> Age	<input type="checkbox"/> Approved	Control # _____
<input type="checkbox"/> Prior Filing	<input type="checkbox"/> Disabled Veteran	<input type="checkbox"/> Denied	Entered by: _____	



1249 senior letters sent
688 applications received back
677 approved
\$2,400 saved on average

\$1.6 million in property taxes savings for seniors so far

Treasury Letter


MUNICIPALITY OF ANCHORAGE

[REDACTED]

RE: Case # JAN-13-10536CR Balance Due \$ 1,755.00

The Court has transferred the unpaid charges due under the judgment entered in the above referenced case to the Treasury Division of the Municipality of Anchorage for collection. Your outstanding balance is reflected in the public website at www.muni.org (Link: Your Government > Delinquent Criminal & Civil Fines > Search the DCF Database). Late fees or interest charges applied after the date of this letter, if any, would not be reflected in the balance due above.

This letter serves as **FINAL DEMAND** for payment of the account. Within 15 days from the date of this letter, you must pay your account balance in full to avoid any further action, fees or consequences. If you do not pay your account balance in full and your account is referred to an outside collection agency, an additional collection fee will be assessed on the outstanding balance of your account, pursuant to AO 2010-89 (Eff. 1/1/2011). The additional collection fee added will be close to 1/3 of the outstanding balance due upon referral to the collection agency (eg. \$225.00 outstanding balance would become \$292.21 upon referral, after 1/1/2011).


Your payment options are listed below:

- Pay online using a credit card, debit card or electronic check through Municipal Services Bureau at www.msbpay.com/ma. Or you may call 1-888-881-0298. Note: a convenience fee is assessed by Municipal Services Bureau for their services.
- Pay in-person, during normal business hours, at City Hall's 3rd floor payment counter (632 W. 6th Avenue, Ste. 350) by cash, check or money order.
- Pay by mail to: **Treasury Division (ATTN: DCF); PO Box 196650; Anchorage, AK 99519-6650.** If you choose this option, payment must be received by 15 days from the date of this letter.

IMPORTANT: To ensure the accurate application of your payment, please reference the case number(s).

Failure to resolve this matter within 15 days from the date of this letter may result in the exercising of our rights under the Court's judgment, including one or more of the following actions: garnishment of your PFD, wages, and/or bank account(s), or Municipal referral of your account to an outside collection agency.

If you have any questions, please feel free to contact us at (907) 343-6688, or visit www.muni.org for additional information.


**MUNICIPALITY OF ANCHORAGE (M.O.A.)
TREASURY DIVISION**

June 5, 2017

**PAYMENT
DUE:
June 30, 2017**

[REDACTED]

(907) [REDACTED]

PAY YOUR COURT-ORDERED TRAFFIC CITATION NOW
DELINQUENT AMOUNT DUE: \$272.73*

HOW TO PAY

Pay Online:	www.msbpay.com/ma
Pay by Phone:	1 (800) 616-0166
Pay by Mail:	Check or Money Order Payable To: Municipal Services Bureau (MSB) P.O. Box 16755 Austin, TX 78761

Note: Reference your M.O.A. Case Number on check or money order for prompt processing. You may also use the enclosed postage-paid envelope to mail your payment. A convenience fee is assessed by MSB for electronic payment services. Credit/debit card transactions may appear as charges from Giga Corporation on your bank or credit card statement.

INFORMATION YOU NEED TO MAKE A PAYMENT

M.O.A. Case Number: **JAN-10-07796MO** APD Ticket Number: **A3442900** Offense Date: **2/6/2010**
Charge: **AMC9.36.045(B): Tinted Windows (Light Transmittance <70% front, <40% rear)**

Important: Delinquent cases, including the amount still due, can be viewed by anyone (examples: employers, landlords, and insurance companies) by visiting the public records website at: www.muni.org/300AFines

IF YOU DON'T PAY NOW, WE CAN GARNISH THE FOLLOWING:
Your PFD, wages, and/or bank account(s).

TROUBLE PAYING?

\$1 million in additional revenue

human-centered design


A creative approach to problem solving that focuses on the human perspective in all steps of the problem solving process.

- Develop deep empathy
- Solve problems WITH people not FOR people
- Test ideas to see how people actually behave



Site Visits

\$15 GIFT CARD
FOR A
15 MINUTE
INTERVIEW
ABOUT
FOOD.




Interviews





Walk-a-Mile

A man with short blonde hair, wearing a light blue shirt and a dark vest, stands on the left side of the frame. He is holding a white notepad and a pen, appearing to be presenting or leading a meeting. Five women are seated around a white conference table. One woman in the foreground is wearing a green jacket and has long dark hair. Another woman in the foreground is wearing a purple top and has her hair in a braid. The table is cluttered with laptops, papers, a water bottle, and a coffee cup. The room has a bulletin board with various notices and posters on the wall. The text "Fly-on-the-wall" is overlaid in white on the right side of the image.

Fly-on-the-wall

and ch out t be

Because potential SNAP and WIC beneficiaries in the process of accessing services don't know how far along in the process they are and don't have a clear understanding of next steps, they are dropping out or not pursuing valuable assistance.

Beneficiaries who are not pursuing valuable assistance:

- Don't know how far along in the process they are
- Don't have a clear understanding of next steps
- Are dropping out or not pursuing valuable assistance

Stickers: Yellow, purple, pink

Benefit programs have a variety of start and stop dates and frequency of review and recertification, which can cause confusion and result in clients missing recertification deadlines and losing eligibility.

Stickers: Yellow, purple

People struggle with the decision to go to the food pantry for the first time and must overcome feelings of guilt and shame before getting emergency food.

Stickers: Yellow, purple


Mothers and children enrolled in WIC in Anchorage are dropping out of the program after becoming eligible, leaving behind valuable food resources and a support network.

Stickers: Yellow, purple, pink

People are not getting enough food through a combination of paychecks, SNAP, and public assistance to cover basic food needs and leaving them to make sacrifices to get the food they need.

Stickers: Yellow, purple, pink

Large black board covered in numerous pink and purple sticky notes, organized into a grid-like pattern.





A whiteboard is the central focus, covered with numerous yellow sticky notes. A blue marker has been used to draw a large 'L' shape on the board. To the right of the board, a printed document is pinned. The document has a title that reads "Food pantry customers' food choices are determined by their access to kitchen equipment and storage, which limit the range of items that many customers can consume." Below the title, there is a block of smaller text and a small graphic at the bottom.

A poster is pinned to the wall on the right side of the image. The title at the top reads "ALASKA'S ANTI-HUNGER SYSTEM". Below the title, there is a logo and some text, including the word "DONORS" and a list of names or categories.



3

We **experiment**, fail, learn
and try again.

prototype

An early sample, model or release of a product created to test a concept or process.

- Helps you quickly learn insights to improve an idea
- Can be a quick, simple model made out of paper
- Allows you to **fail quickly and inexpensively** and learn from mistakes before investing too much time or money

iteration

A fast-paced process of prototyping, testing, analyzing and refining a product or process.

1. Measure the success of the model
2. Gather user feedback that helps you improve the next iteration
3. Rinse and repeat

Hard to apply for SNAP

- 25% eligible not enrolled
- 28 page application
- SNAP not online
- Complicated language
- Lots of steps



Application for Services

If you need help filling out this form or have questions, please tell us — we can help!

How do I apply?

Use this application to see what health insurance choices and public assistance programs for which you may qualify. Only your legal name, address, and signature is required on page 7 of this application form to secure a benefit start date.

Apply faster online

- Visit my.alaska.gov to apply online.

How long will it take?

- For Health Insurance choices: Someone will contact you about which health insurance programs you might be eligible for within 1-2 weeks
- For Public Assistance Services: It may take up to 30 days to process your application
- For Supplemental Nutrition Assistance Program and Temporary Assistance services, your benefit start date begins the date we receive your completed page 7
- Adult Public Assistance, Medicaid, and benefits from other programs may start on a different day

What you may need to apply for health insurance

- Social Security numbers (or document numbers for any legal immigrants who need insurance)
- Birth dates
- Employer & income information for everyone in your household (for example — paystubs, W-2 tax form - Wage and Tax Statements) Your income and family size help us decide which health insurance programs you qualify for. We need to know about everyone on your tax return (you don't need to file taxes to get health coverage or public assistance services)
- Policy numbers for any current health insurance
- Information about any job-related health insurance available to your family

Do I have to go to an interview?

- For Health Insurance: No
- For Public Assistance services: Yes. A personal interview is required before we can determine if you are eligible for assistance. You may schedule an interview at the Public Assistance office or with your local Ego Agent. If you

Programs

Federally Facilitated Marketplace

Private health insurance plans, free or low-cost savings plan, and tax credits that pay for insurance.

Medicaid

Offers medical coverage to low-income individuals, people over 65, disabled, blind, pregnant women, and families with dependent children. Also helps with Medicare Parts A and B premiums.

Chronic & Acute Medical Assistance

Helps people with specific illnesses who don't qualify for Medicaid and have little or no income.

Supplemental Nutrition Assistance Program (formerly Food Stamps)

Helps people buy food.

Temporary Assistance Program

Gives monthly cash payments to eligible families with children.

Adult Public Assistance

Gives monthly cash payments and medical assistance to eligible elderly, blind, and disabled persons.

General Relief Assistance

Helps eligible individuals and families with emergency rent and utility needs. Also helps with burial costs.

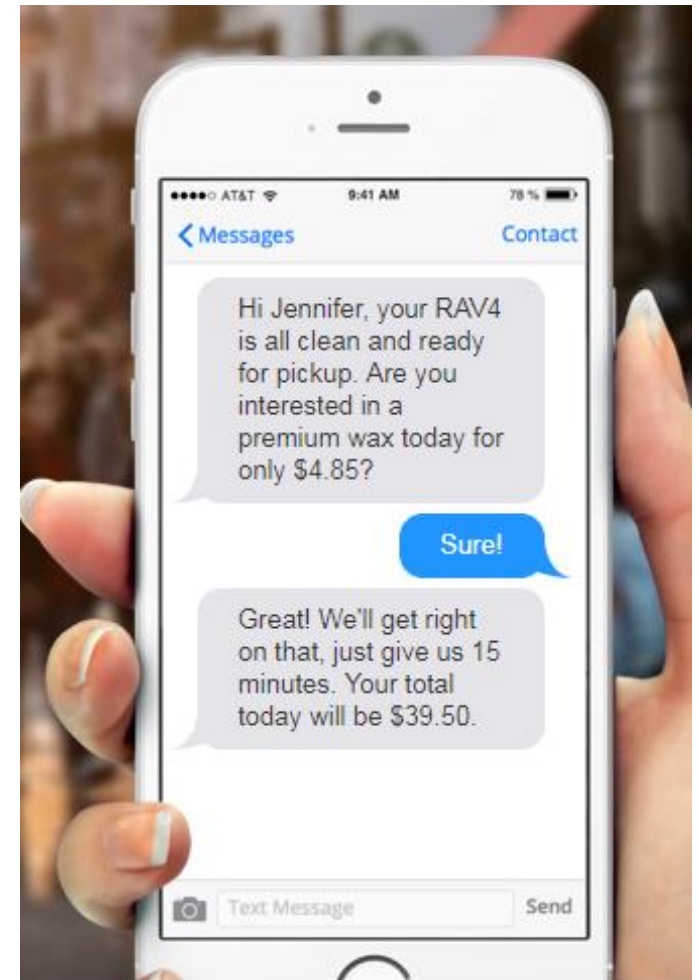
Follow-Up Call



Protobyte #1

TextBot

- Send texts to applicants to test phone number and if available
- Ask automatic basic text questions
 - Are they getting SNAP?
 - Do they need help?
 - Give Food Bank a call







Demographic
2018-2019

None

Equal

Free

DOB

Opt-in
to texting

Save

Veteran

Apps
+ Reviews

Submitted
Period
Approved

Success

Bill's
Party

Bill's
Party

Bill's
Party

Healthy Foods
For Elders &
Children

Please bring
for

No food waste

Healthy Foods For Elders & Children

Healthy Foods For Elders & Children

Family Friendly With Care
And Healthy Transitions
Healthy Foods For Elders & Children

Healthy Foods For Elders & Children

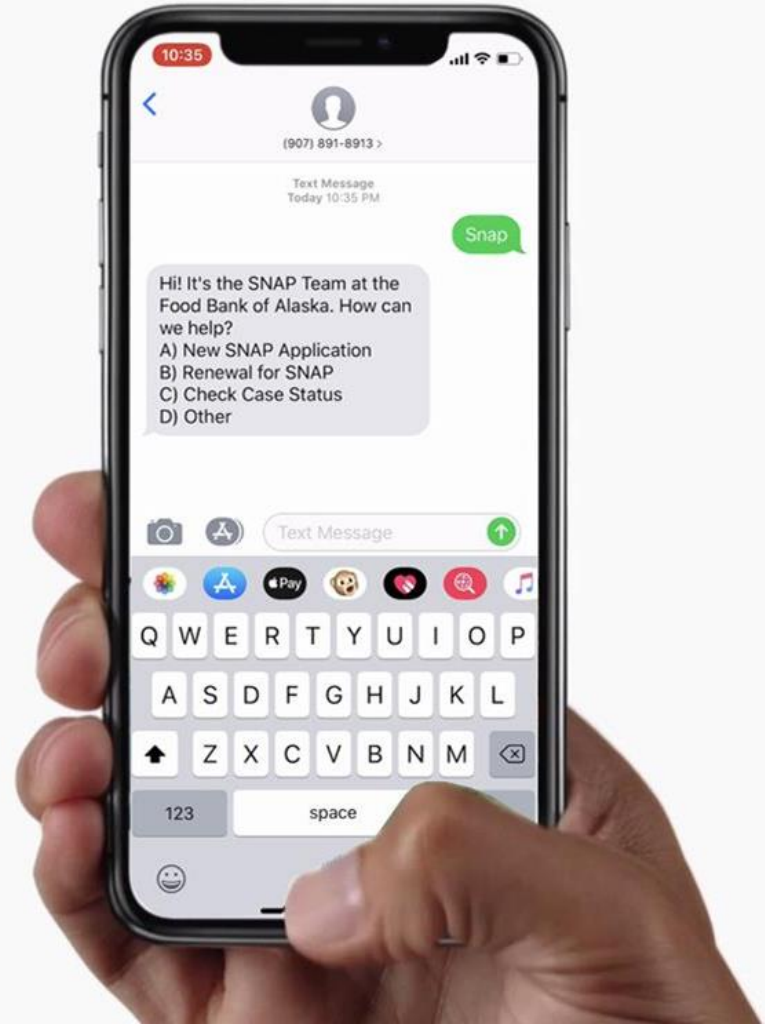
Healthy Foods For Elders & Children



Iteration #2

SNAP Help TextBot

- Food Bank decided having people text in for Help was better
- Text SNAP to number
- Provide options
 - New Application
 - Renewal
 - Case Status
 - Other
- Food Bank follows up w/call



Iterating Facebook Ads



Food Bank of Alaska

Sponsored · 🌐



Start a new application or renew your SNAP/Food Stamps in Alaska.



4

7 Shares



Like



Comment



Share



Food Bank of Alaska

Sponsored · 🌐



Start a new application or renew your SNAP/Food Stamps in Alaska.



9

1 Share



Like



Comment



Share



Food Bank of Alaska

Sponsored · 🌐



We can help you fill out your application over the phone in 15 minutes.



ALASKASNAP.COM

Food Bank of Alaska can help you apply.

SIGN UP

10

1 Share



Like



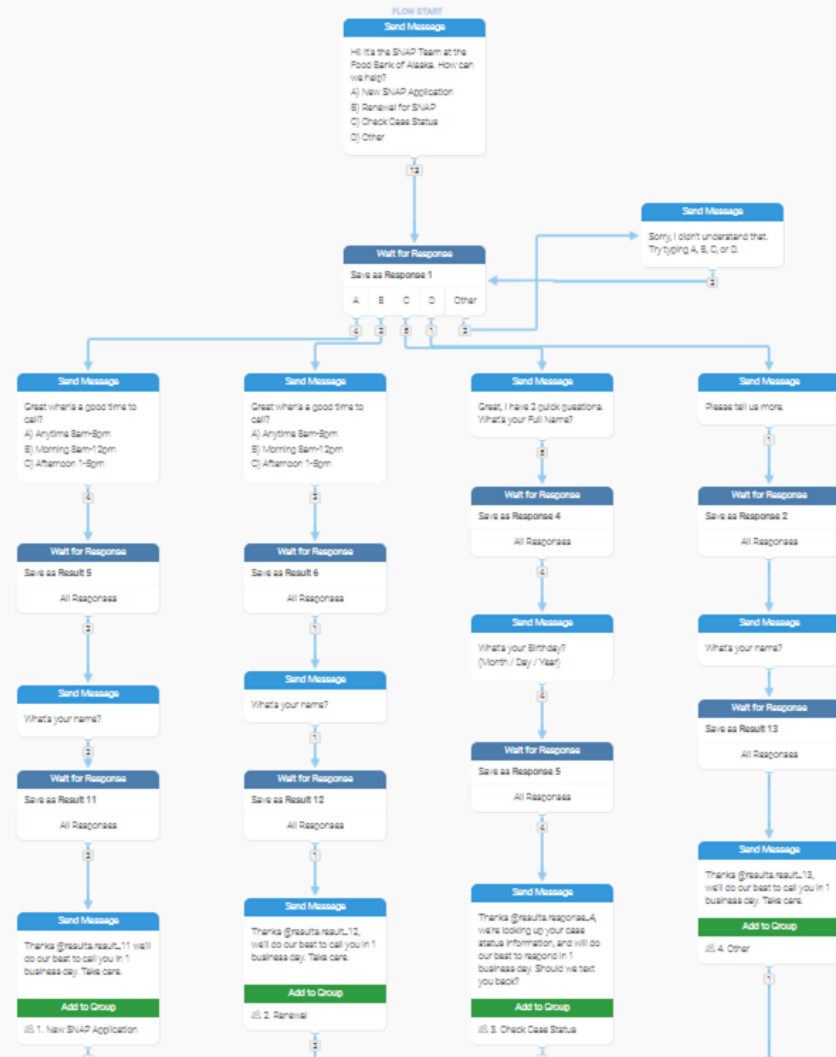
Comment



Share

Easy to Iterate

Food Bank can change wording and add additional choices.



Learn Quickly & Cheaply





Impact

- 460 people helped via text
- 46 households are now receiving food assistance
 - 85.4K meals a year
 - Roughly \$288k more federal dollars are flowing into Anchorage each year
- Reduces staff time
- Reaches remote areas via Facebook

Our Next Project

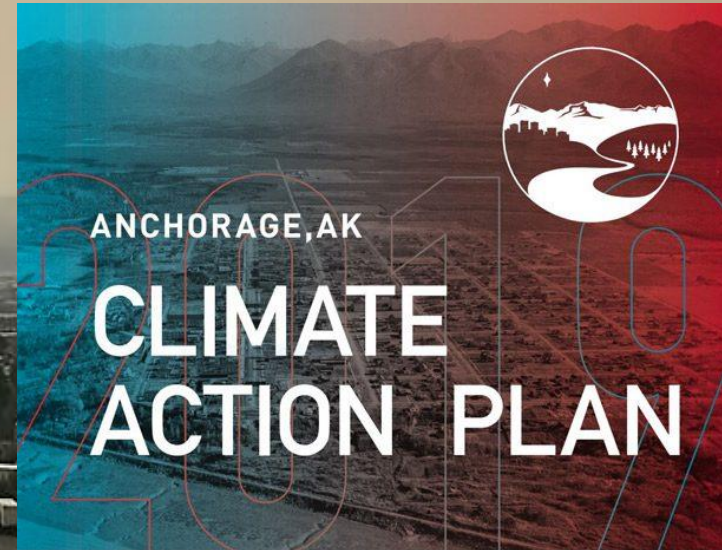
Climate Change

**Reducing energy use in
Muni buildings**



Climate Change

Reducing energy use in Muni buildings



Energy and sustainability team = our core partner

Maintenance & Operations

Parks & Rec (greenhouse and pools facility managers)

Solid Waste Services

Anchorage Water & Wastewater Utility

Anchorage Public Library

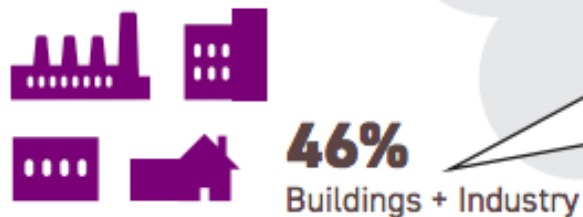
Anchorage School District

Anchorage Chamber of Commerce

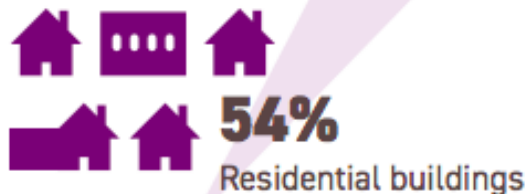
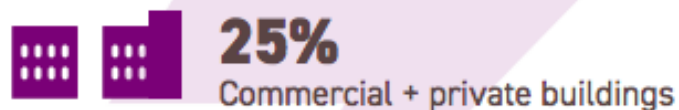
**Local energy experts: Alaska Housing Finance Corporation,
Alaska Center for Energy and Power**



Where Do Our Emissions Come From?



Who Uses Electricity and Heat in Anchorage?



A map of Anchorage, Alaska, showing a grid of streets and a coastline on the left. Numerous small blue dots are scattered across the map, representing energy usage in Muni buildings. The dots are more densely clustered in the central and northern parts of the city.

Narrowed ⇒ **Energy usage in Muni buildings**

- Top priority for the Anchorage Climate Action Plan and our partners
- Measurable
- Under control of the Muni
- Learn by doing it ourselves before asking others (lead by example)
- Potential to scale
- Biggest potential for impact in a short period of time

Narrowed ⇒ **Facility Managers**

Oversized influence:

- Maintain building control systems
- Prioritize maintenance
- Deploy staff resources
- Maintain knowledge base of portfolio
- Often enjoy long tenure with Municipality



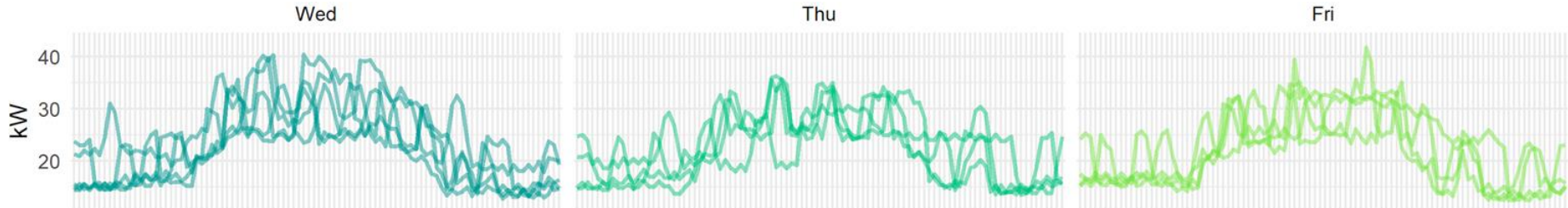
Insights



- Motivated to save energy (beyond cost savings)
- The people who control the buildings aren't the ones paying the bills, and often don't even see them.
- Up front costs are a barrier to making improvements.
- Frustration around costly energy reports and audits that lead nowhere.
- Energy efficiency seems to be seen as lighting and boilers rather than sophisticated monitoring.
- Data isn't valuable unless it's something they can understand and take action on.

Narrowed \Rightarrow **Using data to take quick action**

- **No-to low-cost** energy improvements since upfront costs are a big challenge for our partners.
- **Quick action** since our partners are frustrated with costly consultant reports and audits that aren't followed.
- Aligned with the team's data skillsets
- Allows for **rapid testing** and measurement
- Even greater scaling potential




Expected Savings from Metering and No-Low-Cost Improvements

Action	Savings	Example
Install Meters	0 - 2%	Better awareness of usage, temporary savings.
Allocate Bills	2.5 - 5%	Decisionmakers awareness leads to simple fixes: lighting timing setbacks
Tune up and Load management	5 - 15%	Additionally, building managers execute automated enduring changes, such as occupancy-based scheduling
Ongoing management	15 - 45%	More complex maintenance diagnosis and optimization, such as seasonal startup schedules

Data: Source: General Services Administration, i-team

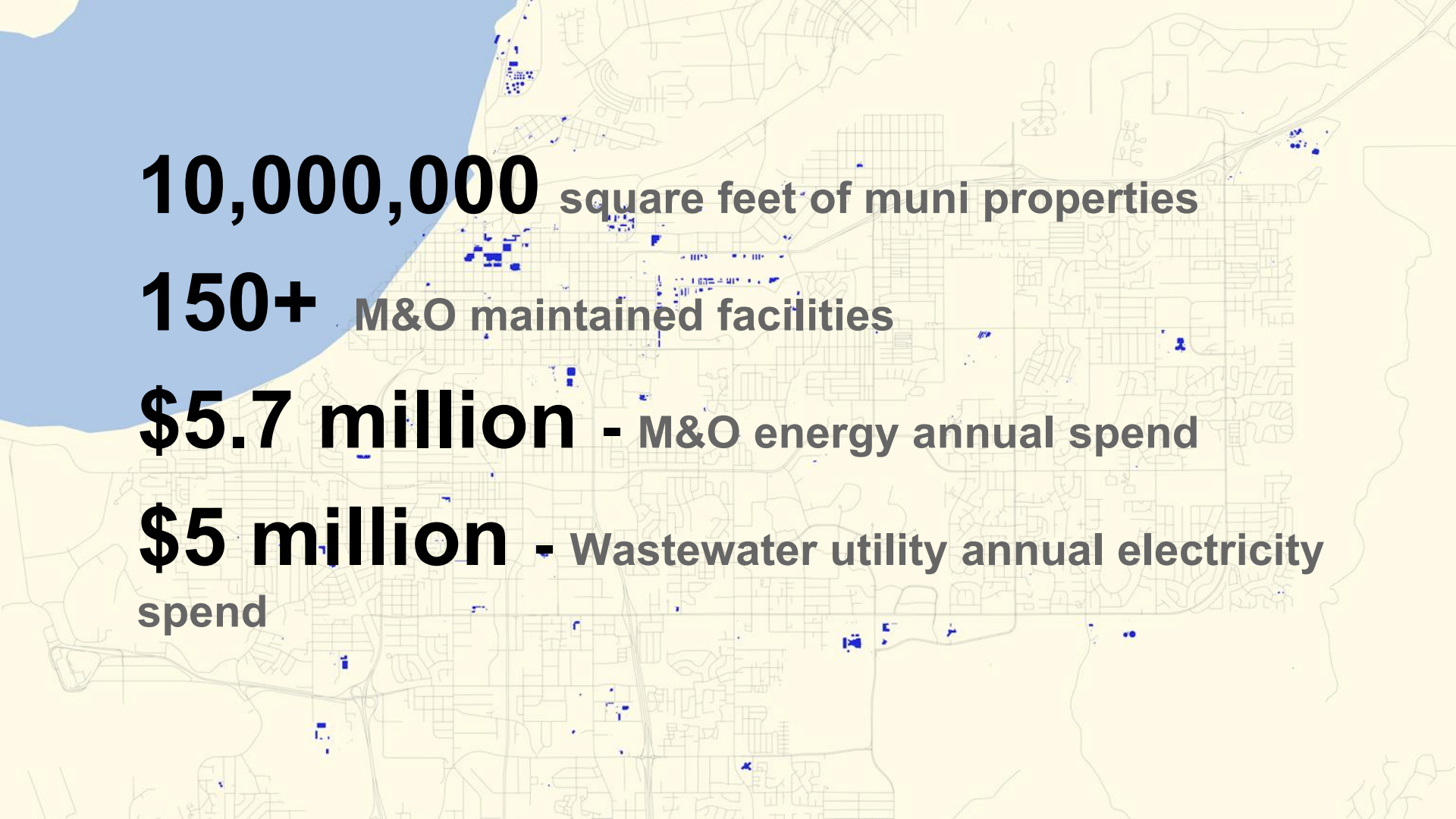
How might we help **facility managers** use **data** to take **immediate, low-cost action** to **reduce energy** use?





How might we help **facility managers** use **data** to take **immediate, low-cost action** to **reduce energy** use?

What impact could we make??

A map of a city area with a grid of streets. Numerous small blue squares and dots are scattered across the map, representing the locations of municipal properties. A large blue area on the left side of the map represents a body of water.

10,000,000 square feet of muni properties

150+ M&O maintained facilities

\$5.7 million - M&O energy annual spend

\$5 million - Wastewater utility annual electricity spend

Impact: Financial Savings Compound

Year	5% Annual Savings	Cumulative Savings
2020	\$350,000	\$350,000
2021	\$359,555	\$709,555
2022	\$369,371	\$1,078,926
2023	\$379,455	\$1,458,381
2024	\$389,814	\$1,848,194
2025	\$400,456	\$2,248,650
2026	\$411,388	\$2,660,038
2027	\$422,619	\$3,082,657
2028	\$434,157	\$3,516,814
2029	\$446,009	\$3,962,823

Data Assumptions: 7 million dollar spend. AWWU, some M&O. Average electricity increase assumed.

Impact: Energy Savings Compound - M&O

Year	5%	Cumulative kWh Saved
2020	1,831,694	1,831,694
2021	1,831,694	3,663,388
2022	1,831,694	5,495,083
2023	1,831,694	7,326,777
2024	1,831,694	9,158,471
2025	1,831,694	10,990,165
2026	1,831,694	12,821,859
2027	1,831,694	14,653,553
2028	1,831,694	16,485,248
2029	1,831,694	18,316,942

Impact: CO2 Savings Compound - M&O


Year	Pounds of CO2	Cumulative pounds
2020	1,972,592	1,972,592
2021	1,972,592	3,945,184
2022	1,972,592	5,917,775
2023	1,972,592	7,890,367
2024	1,972,592	9,862,959
2025	1,972,592	11,835,551
2026	1,972,592	13,808,142
2027	1,972,592	15,780,734
2028	1,972,592	17,753,326
2029	1,972,592	19,725,918

Data: Energy Information Administration 2017 Alaska Emissions Data - gas electricity

Scaling: Up and Out



(Inside Muni) Using energy savings and momentum to take on longer ROI projects.



(Outside Muni) Making it easy for other large organizations to replicate our successes, both locally and outside Alaska.

- Anchorage School District
- JBER

ML&P's Largest Customers

2017 Material Customers	
Customer Name	Revenue (\$)
Elmendorf Air Force Base	\$13,810,920
Municipality of Anchorage	\$6,244,068
Providence Alaska Medical	\$4,527,732
Anchorage School District	\$4,144,490
State of Alaska	\$4,055,288
Fort Richardson	\$3,641,951
University of Alaska, Anchorage	\$3,075,322
University of Alaska	\$2,762,581
Providence Health System	\$2,742,328
Alaska Native Tribal Health Consortium	\$2,625,088
Galen Hospital Alaska	\$2,315,372
BP Exploration	\$1,475,936
SMG of Alaska	\$1,452,916
Hyde & Rubini	\$1,419,431
Alaska Communications	\$1,348,746
Alaska Railroad	\$1,248,039
Southcentral Foundation	\$1,246,147
AT&T	\$1,214,942
United States Government	\$1,157,000
Hickel Investment	\$1,133,382
Phillips Alaska	\$1,132,366
GSA Finance Division Utility Unit	\$1,100,797
Wal-mart Stores Inc.	\$1,058,081
Alaska USA Federal Credit Union	\$1,035,648

Eagle River Town Center Energy



Municipal Offices

Development Services

Health & Human Services

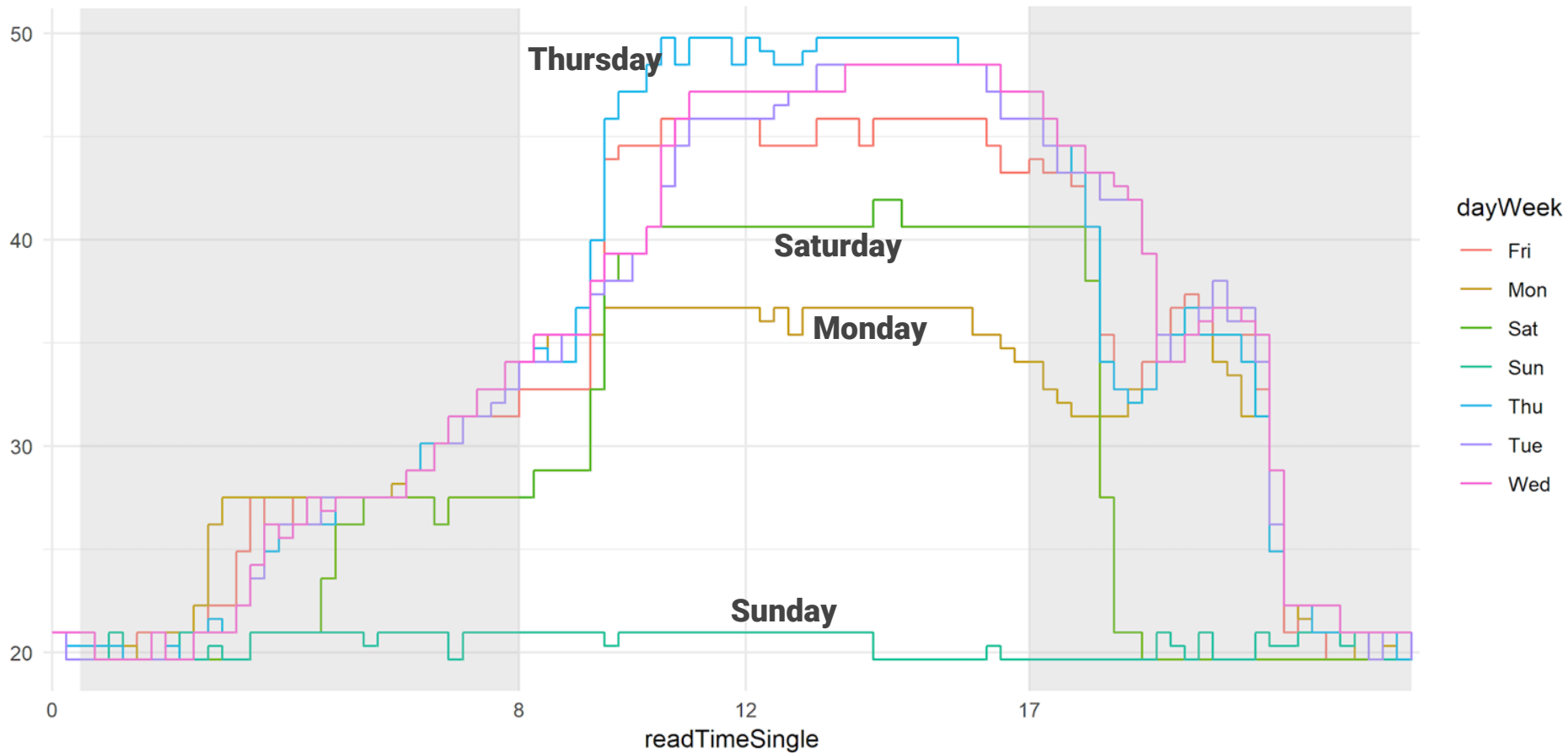
Parks & Recreation

Property Appraisal

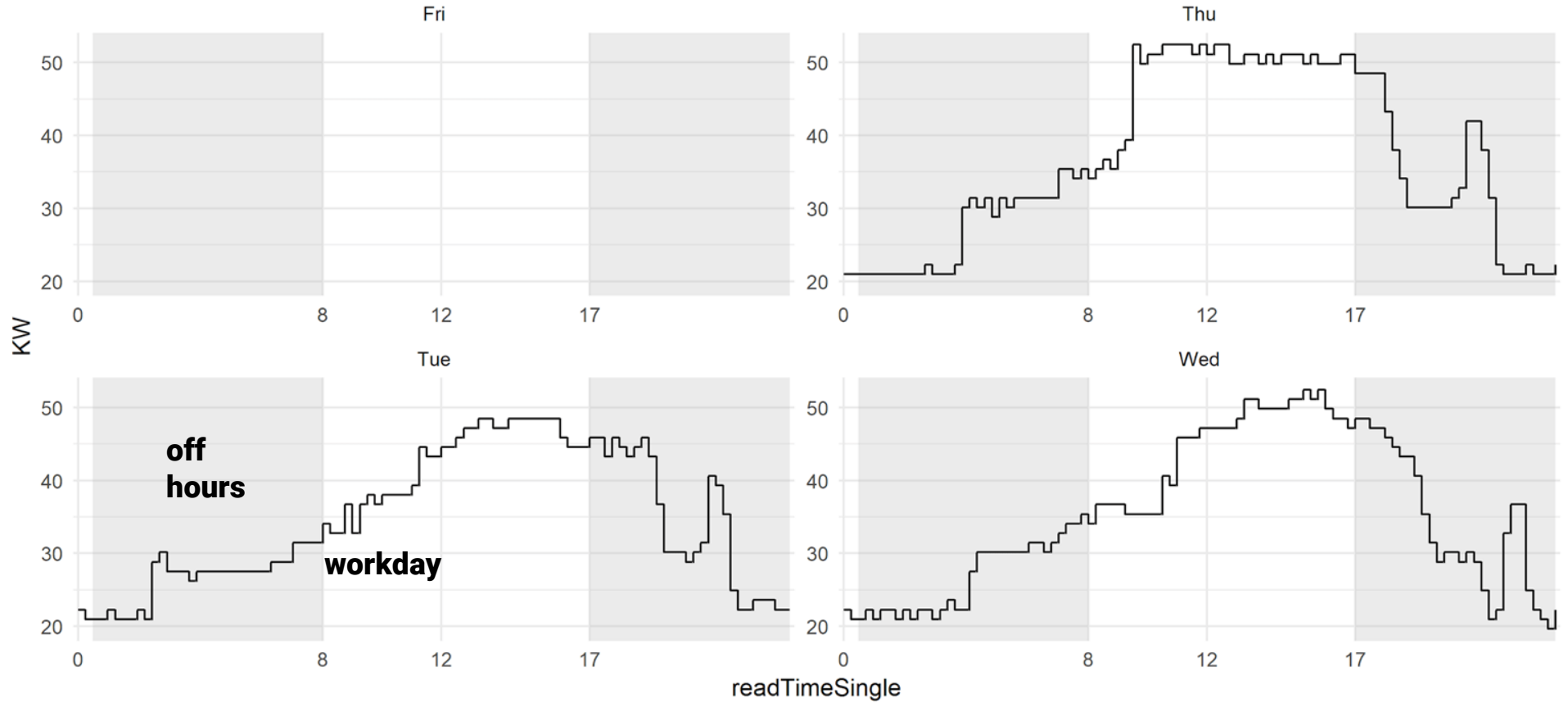
Street Maintenance

Justin Wollam Substation

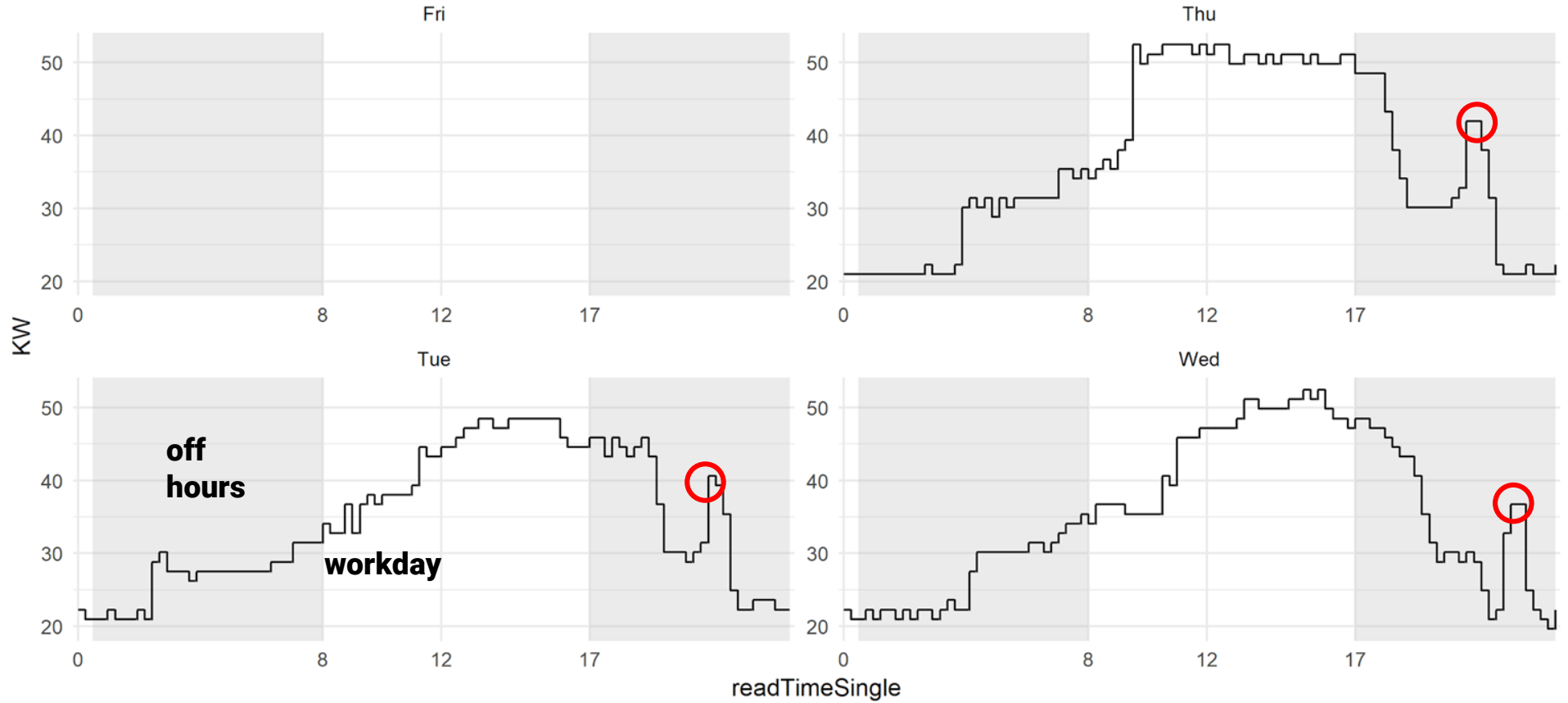
Median kW by Day of Week



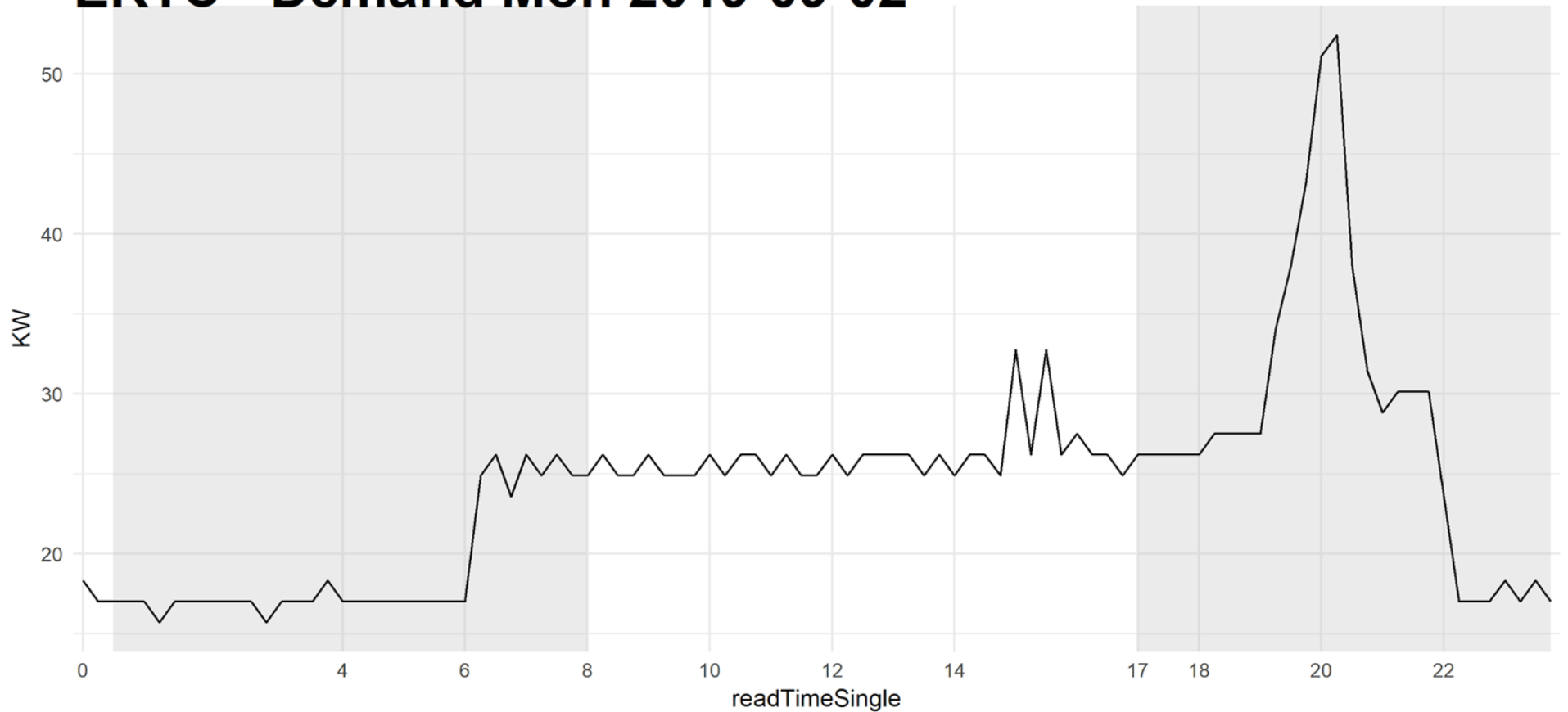
townCenter - 15-minute Demand 2019-10-15 to 2019-10-18



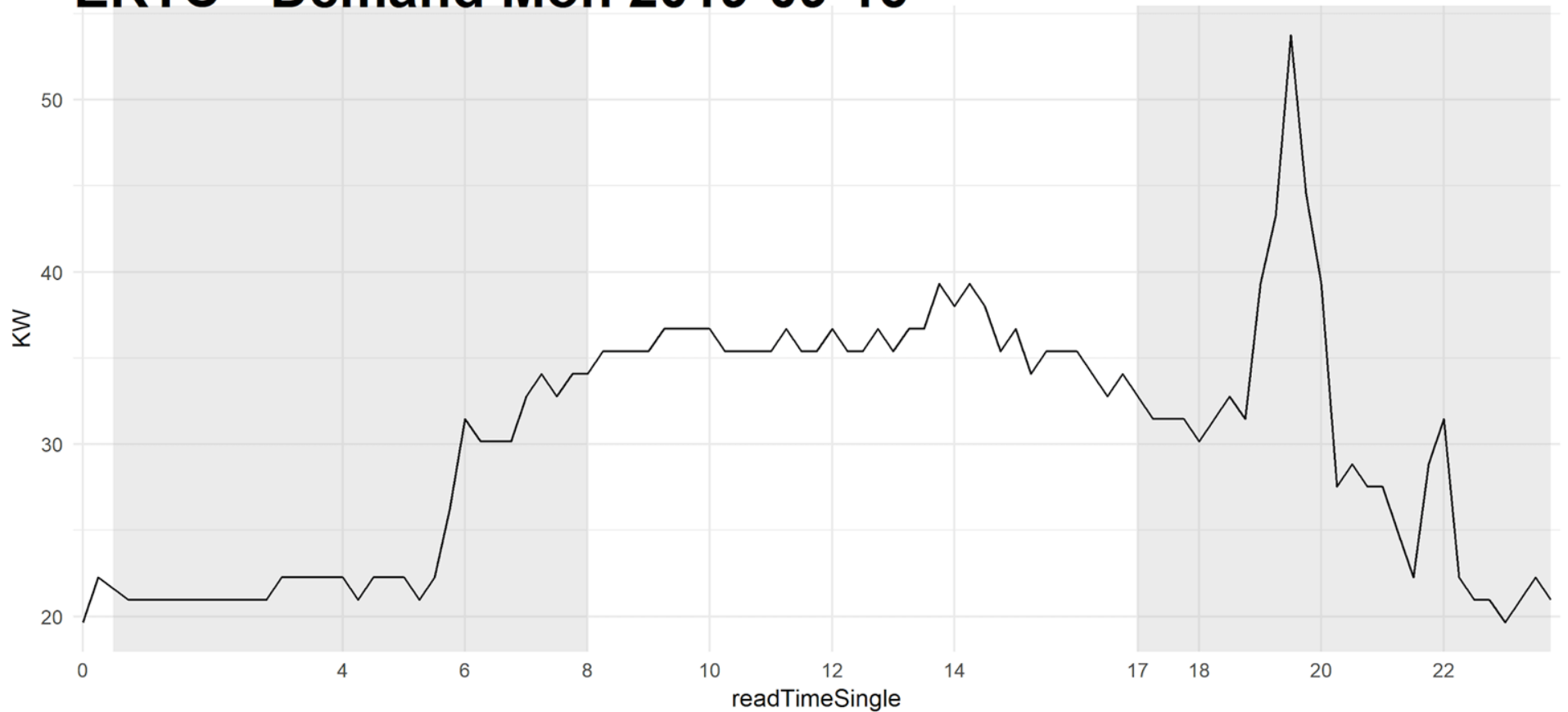
townCenter - 15-minute Demand 2019-10-15 to 2019-10-18



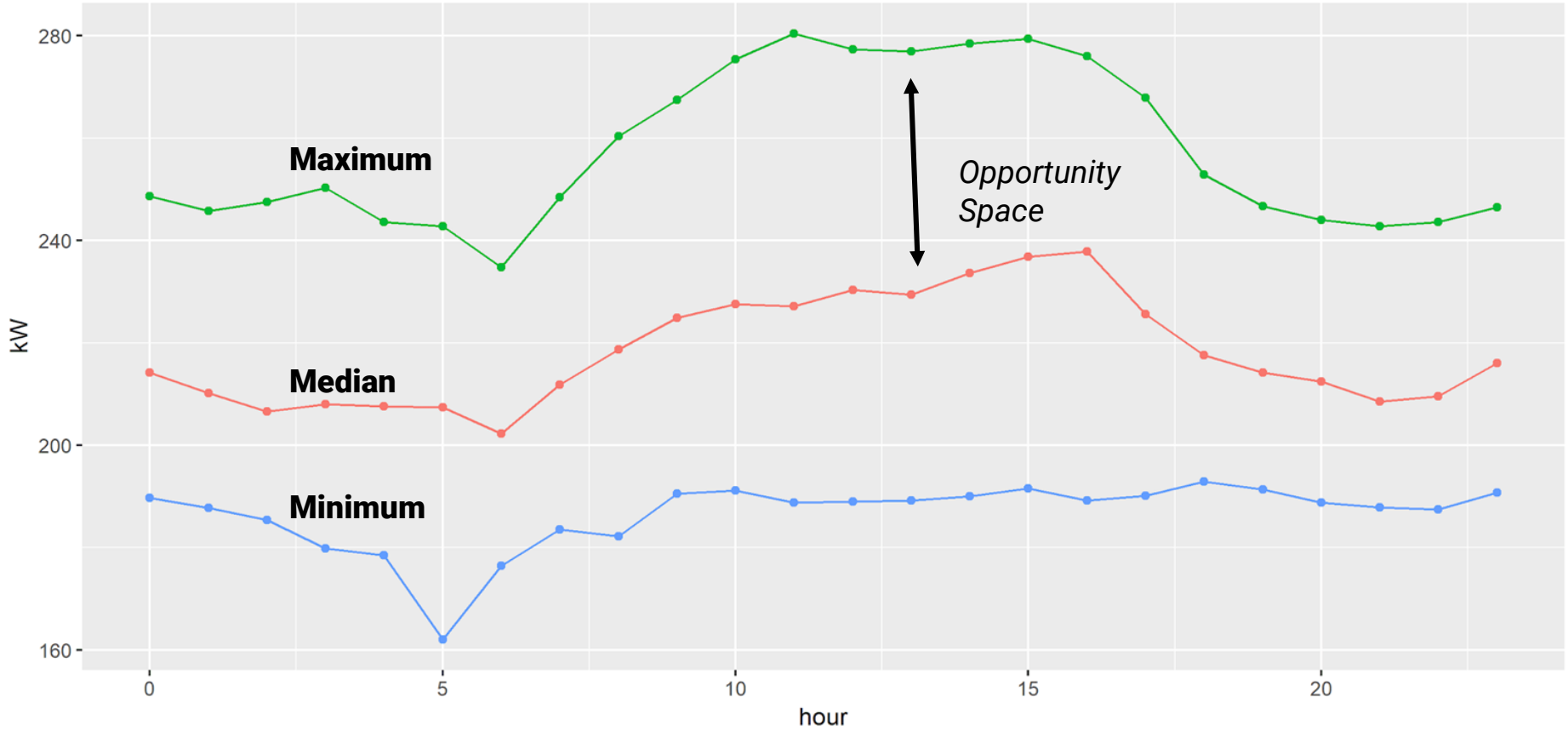
ERTC - Demand Mon 2019-09-02



ERTC - Demand Mon 2019-09-16



kW Min Median Max by Hour of Day



Description of Charges

Previous Balance		14330.47
Payment 09-17-2019 - Thank You		-14330.47
Balance Forward:		0.00
<hr/>		
Customer Charge		55.00
Energy	56400 x 0.04531	2555.48
Fuel	56400 x 0.031110	1754.60
Regulatory Cost Charge	56400 x 0.000827	46.64
FIW Renewable Energy Adj.*	56400 x 0.002220	125.21
Purchased Power	56400 x 0.027710	1562.84
Gross Revenue Tax	56400 x 0.000500	28.20
2% Underground Charge		202.61
Demand	195.55 x 20.85000	4077.22
Total New Electric Charges:		10,407.80

Total Balance

\$10,407.80

Description of Charges

Previous Balance		14330.47
Payment 09-17-2019 - Thank You		-14330.47

Balance Forward: 0.00

Customer Charge		55.00
Energy	56400 x 0.04531	2555.48
Fuel	56400 x 0.031110	1754.60
Regulatory Cost Charge	56400 x 0.000827	46.64
FIW Renewable Energy Adj.*	56400 x 0.002220	125.21
Purchased Power	56400 x 0.027710	1562.84
Gross Revenue Tax	56400 x 0.000500	28.20
2% Underground Charge		202.61
Demand	195.55 x 20.85000	4077.22

Total New Electric Charges: 10,407.80

Total Balance

\$10,407.80

Description of Charges

Previous Balance		14330.47
Payment 09-17-2019 - Thank You		-14330.47
Balance Forward:		0.00

Customer Charge		55.00
Energy	56400 x 0.04531	2555.48
Fuel	56400 x 0.031110	1754.60
Regulatory Cost Charge	56400 x 0.000827	46.64
FIW Renewable Energy Adj.*	56400 x 0.002220	125.21
Purchased Power	56400 x 0.027710	1562.84
Gross Revenue Tax	56400 x 0.000500	28.20
2% Underground Charge		202.61
Demand	195.55 x 20.85000	4077.22

40%

Total New Electric Charges: 10,407.80

Total Balance

\$10,407.80

Next Steps

- Proof of concepts with M&O and SWS
 - ◆ Thermostat setbacks
 - ◆ Investigate spikes



Thank You!

Ben Matheson

ben.matheson@anchorageak.gov

907-343-6980

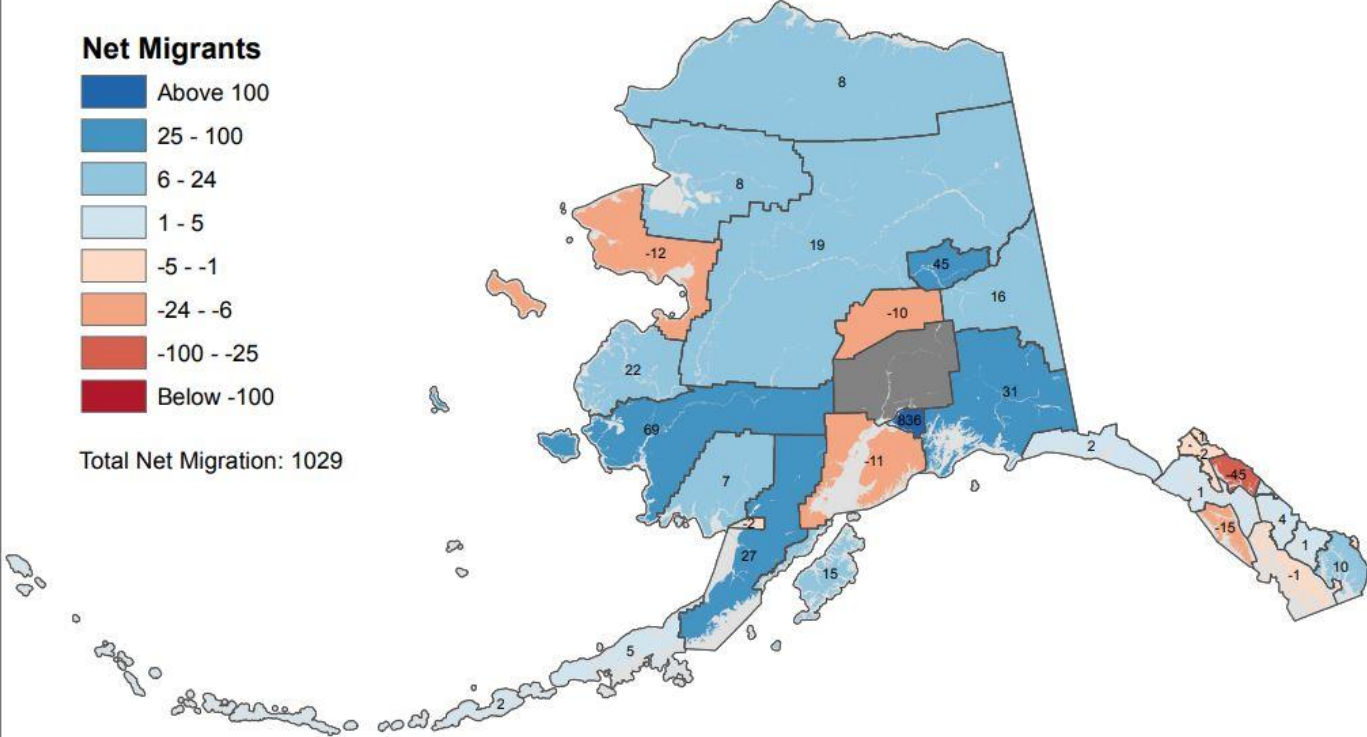
Extra Slides

Matanuska-Susitna Borough - Net In-State Migration 2017-2018

Net Migrants

- Above 100
- 25 - 100
- 6 - 24
- 1 - 5
- 5 - -1
- 24 - -6
- 100 - -25
- Below -100

Total Net Migration: 1029



Notes: Based on Alaska Permanent Fund Dividend Applications
Source: Alaska Department of Labor and Workforce Development, Research and Analysis Section

Open data

Welcome to Anchorage's Open Data Portal

"Making Anchorage an open data city will give Anchorage cutting edge transparency and improve engagement and access to the Municipality." — Mayor Ethan Berkowitz



Restaurant Inspection Data Lens



Homeless Data



Property Data



Childcare Inspection Data Lens



Crime Data



Maps



Pet Data

Restaurant Inspection Data Lens

SOURCE DATASET [Restaurant And Food Inspections](#)

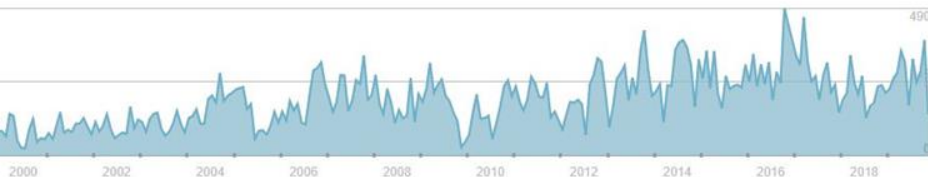
This visualization shows a map of all inspections to date, count over time, the ability to search by business name, and the ability to filter by inspection type and location.

[Export](#)[API](#)

Showing all Inspection Results

 Rescale Axes on Filter

business_location

Number of Inspection Results by
business_location — Community CouncilsNumber of Inspection Results by
inspection_dateNumber of Inspection Results by
business_location — Census TractsNumber of Inspection Results by
inspection_score

A / TRUSTEES

MARX BROTHERS CAFE

business_id [object Object]
business_address 627 W 3RD AVE
business_city ANCHORAGE
business_state AK
business_postal_code 99501
business_phone_number
inspection_date 02/28/2017
inspection_score 93
inspection_description

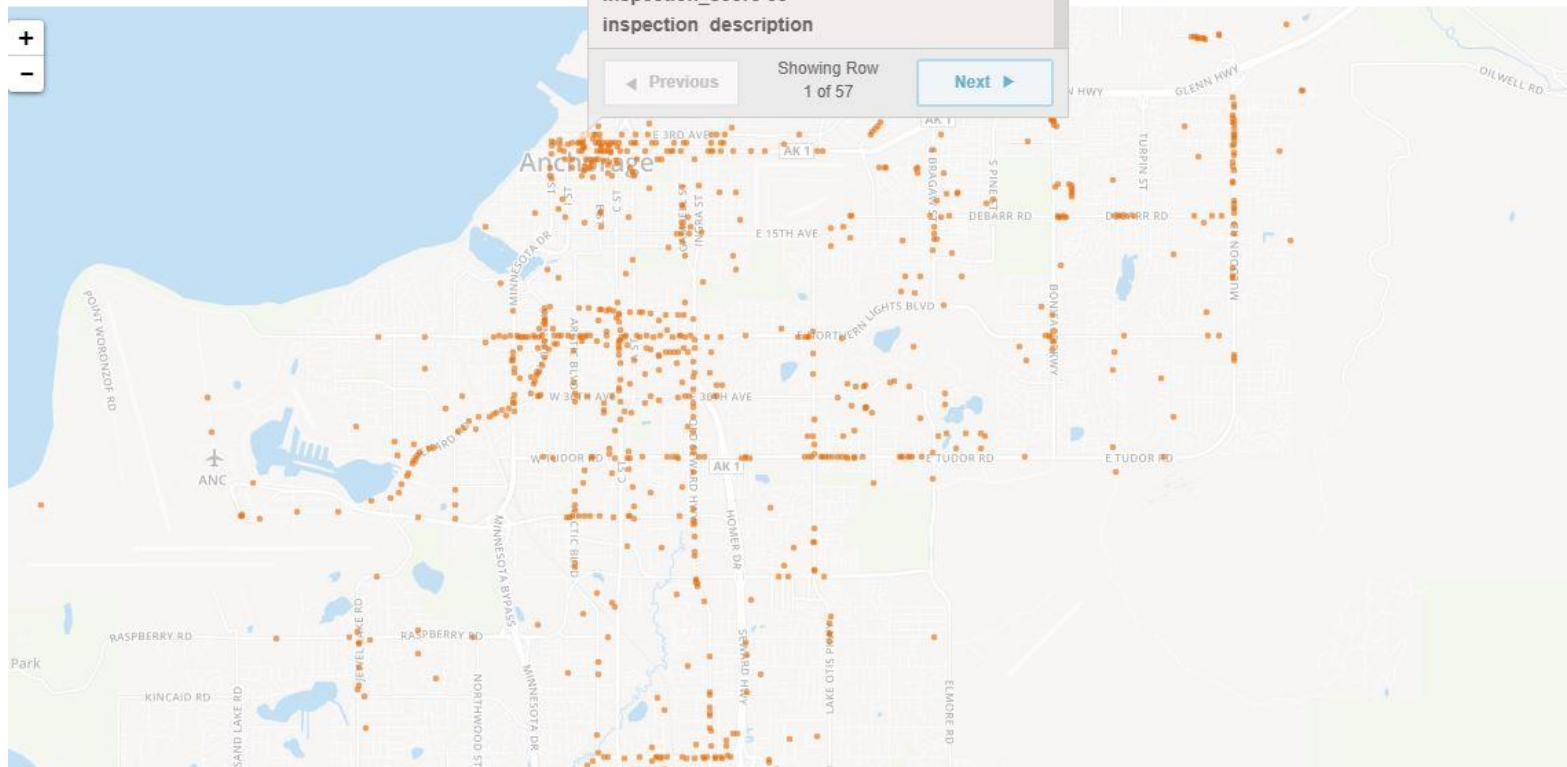
◀ Previous

Showing Row
1 of 57

Next ▶

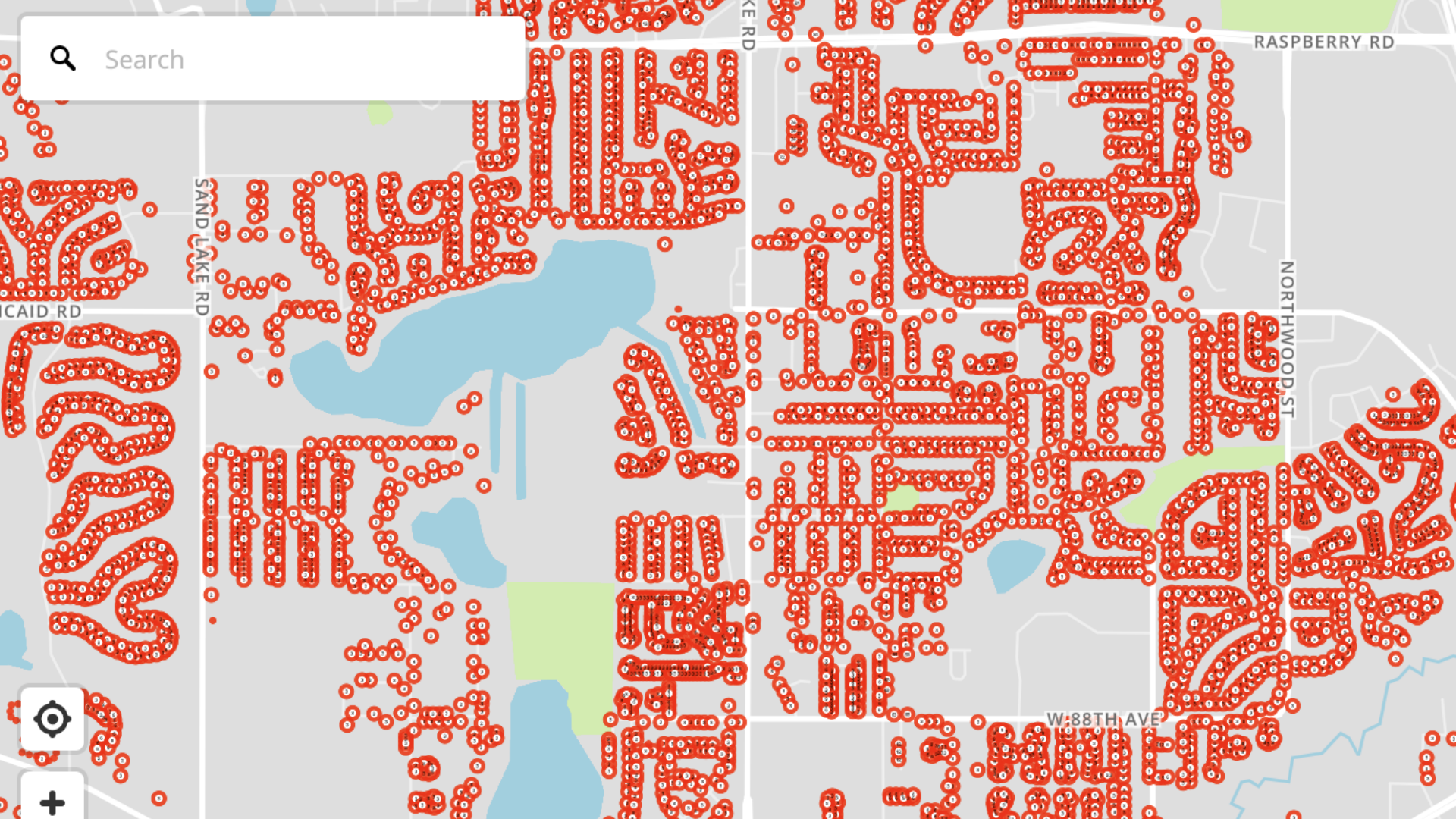
Rescale Axes on Filter

business_location





Search



CAMA Property Inventory - Residential with Details

Residential properties in the Municipality of Anchorage including data elements that are specific to residential properties.




[More Views](#) [Filter](#) [View](#)

Appraisal Year	ParcelID	Parcel ID URL	Property Type	Class	Land Use	Owner Line 1	Owner Line 2	Owner Line 3
2019	0010211100301	001-021-11-003-01	Residential	Commercial	Leasehold Master	SHIP CREEK PROPERTY LLC		
2019	0010310300001	001-031-03-000-01	Residential	Residential	Single Family	KOZIOL FRANK S &	HALEY PAULA M	
2019	0010310400001	001-031-04-000-01	Residential	Residential	Single Family	RUSKIN DAVID B 50% &	RUSKIN BERNADINE E 50%	
2019	0010310500001	001-031-05-000-01	Residential	Residential	Single Family	BECKWITH MARTHA		
2019	0010310700001	001-031-07-000-01	Residential	Residential	Single Family	TREADWELL MEAD & CAROL 2002	REVOCABLE TRUST	
2019	0010310800101	001-031-08-001-01	Residential	Residential Condo	Condominium (Fee Simple)	ALASKA INNS INC		
2019	0010310800201	001-031-08-002-01	Residential	Residential Condo	Condominium (Fee Simple)	BRADLEY THOMAS C		C/O PARAGON PROPERTIES
2019	0010311000101	001-031-10-001-01	Residential	Residential Condo	Condominium (Fee Simple)	CHURCH EMILY C		
2019	0010311000201	001-031-10-002-01	Residential	Residential Condo	Condominium (Fee Simple)	SCHWAMM LIVING TRUST		
2019	0010311100001	001-031-11-000-01	Residential	Residential	Triplex	AVEY FAMILY TRUST	AVEY JAMES D & DONNA A / TTES	
2019	0010311200101	001-031-12-001-01	Residential	Residential Condo	Condominium (Fee Simple)	FOSTER JAMES K		
2019	0010311200201	001-031-12-002-01	Residential	Residential Condo	Condominium (Fee Simple)	KELLY MARION C		
2019	0010311200301	001-031-12-003-01	Residential	Residential Condo	Condominium (Fee Simple)	DOZZO JOSEPH A & SANDRA		
2019	0010311200401	001-031-12-004-01	Residential	Residential Condo	Condominium (Fee Simple)	ERNOUF WILLIAM S		
2019	0010311900001	001-031-19-000-01	Residential	Residential	Single Family	MORAN M E LIVING TRUST	MORAN MARY E / TRUSTEE	% JADCO PROPERTY MANAGEMENT
2019	0010311900002	001-031-19-000-02	Residential	Residential	Single Family	MORAN M E LIVING TRUST	MORAN MARY E / TRUSTEE	% JADCO PROPERTY MANAGEMENT
2019	0010312000001	001-031-20-000-01	Residential	Residential	Single Family	PHELPS GREGORY L &	PEPE JULIE A	
2019	0010312100001	001-031-21-000-01	Residential	Residential	Duplex	PHELPS GREGORY L &	PEPE JULIE A	
2019	0010312100002	001-031-21-000-02	Residential	Residential	Single Family	PHELPS GREGORY L &	PEPE JULIE A	
2019	0010312300001	001-031-23-000-01	Residential	Residential	Mixed Residential/Commercial	MOA	MOA 5501	
2019	0010312610101	001-031-26-101-01	Residential	Residential Condo	Condominium (Fee Simple)	GAGNON BRUCE E & SHARON D		
2019	0010312610201	001-031-26-102-01	Residential	Residential Condo	Condominium (Fee Simple)	MASSIE FAMILY TRUST	MASSIE THOMAS H &	CYNTHIA A / TRUSTEES

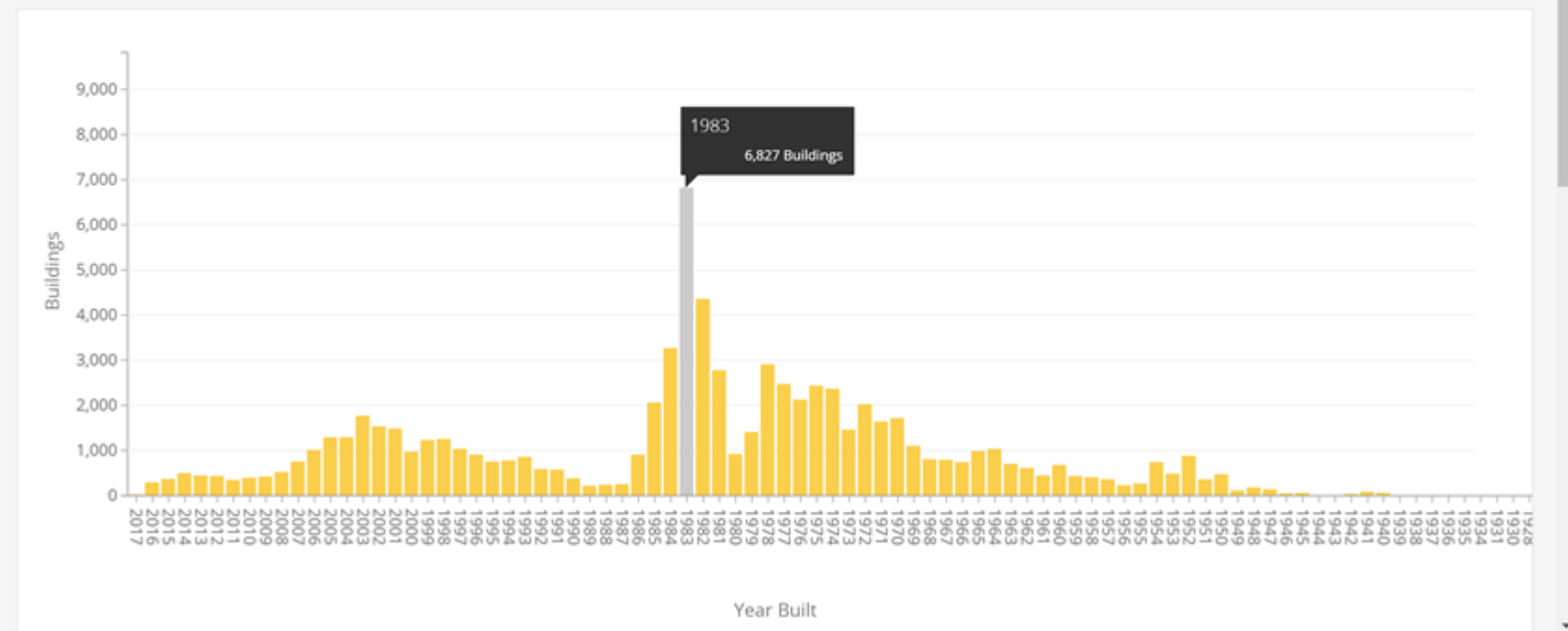
Residential Building Count by Year Built - 1913 - 2016

Housing and Homelessness

Export

More Info v

Year Built
Select...



Access this Dataset via SODA API



The Socrata Open Data API (SODA) provides programmatic access to this dataset including the ability to filter, query, and aggregate data.

[API Docs](#)[Developer Portal](#)

API Endpoint

`https://data.muni.org/resource/r3di-nq2j.json`

JSON

[Copy](#)



Find in this Dataset

More Views

Filter

Visualize

Export

Discuss

Embed

About

Owner Line 1	Owner Line 2
SHIP CREEK PROPERTY LLC	
KOZIOL FRANK S &	HALEY PAULA M
RUSKIN DAVID B 50% &	RUSKIN BERNADINE E 50
BECKWITH MARTHA	
TREADWELL MEAD & CAROL 2002	REVOCABLE TRUST
ALASKA INNS INC	
BRADLEY THOMAS C	
CHURCH EMILY C	
SCHWAMM LIVING TRUST	
AVEY FAMILY TRUST	AVEY JAMES D & DONNA
FOSTER JAMES K	
KELLY MARION C	
DOZZO JOSEPH A & SANDRA	
ERNOUF WILLIAM S	

Export

SODA API

OData

Download

Download a copy of this dataset in a static format

CSV

CSV for Excel

CSV for Excel (Europe)

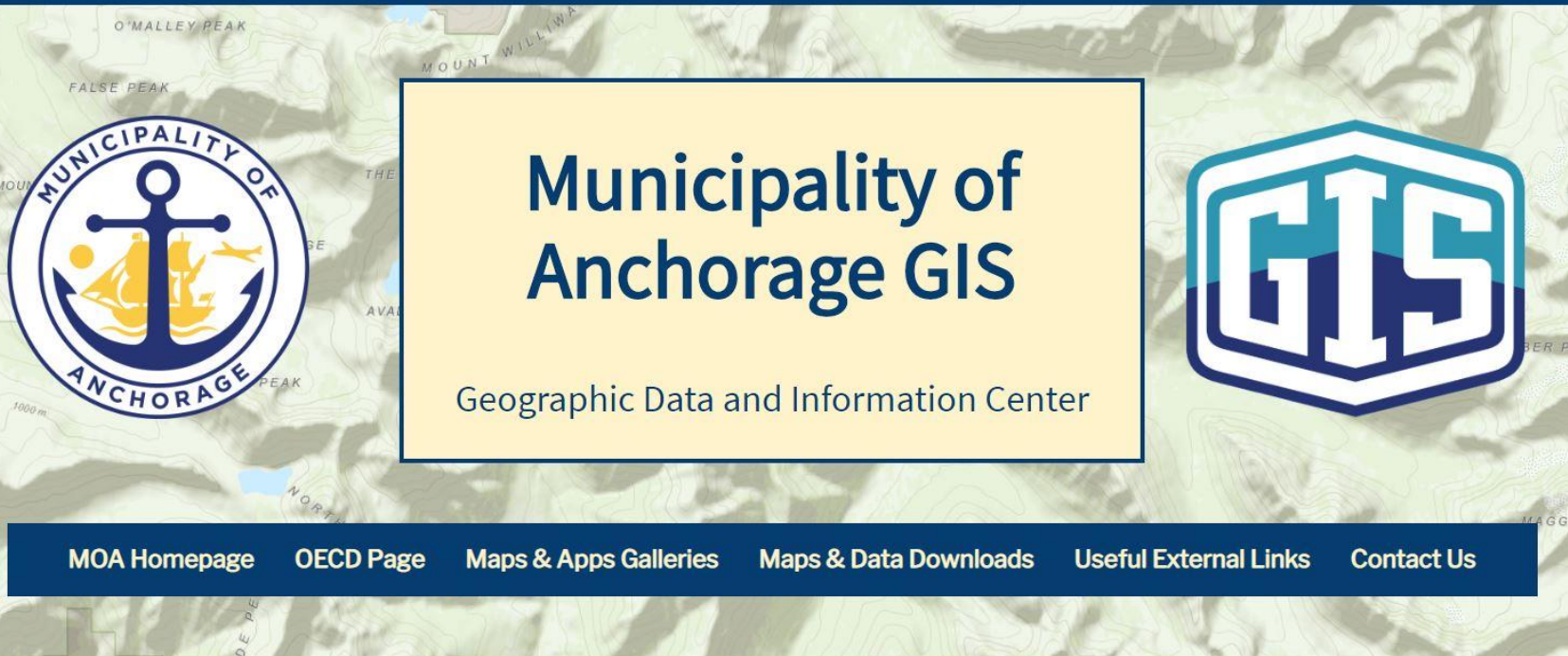
JSON

RDF

RSS

TSV for Excel

XML



Municipality of Anchorage GIS

Geographic Data and Information Center



- [MOA Homepage](#)
- [OECD Page](#)
- [Maps & Apps Galleries](#)
- [Maps & Data Downloads](#)
- [Useful External Links](#)
- [Contact Us](#)

The Geographic Data and Information Center supports all municipal departments by providing geographic data, data management, products and services.

 ancgis@muni.org




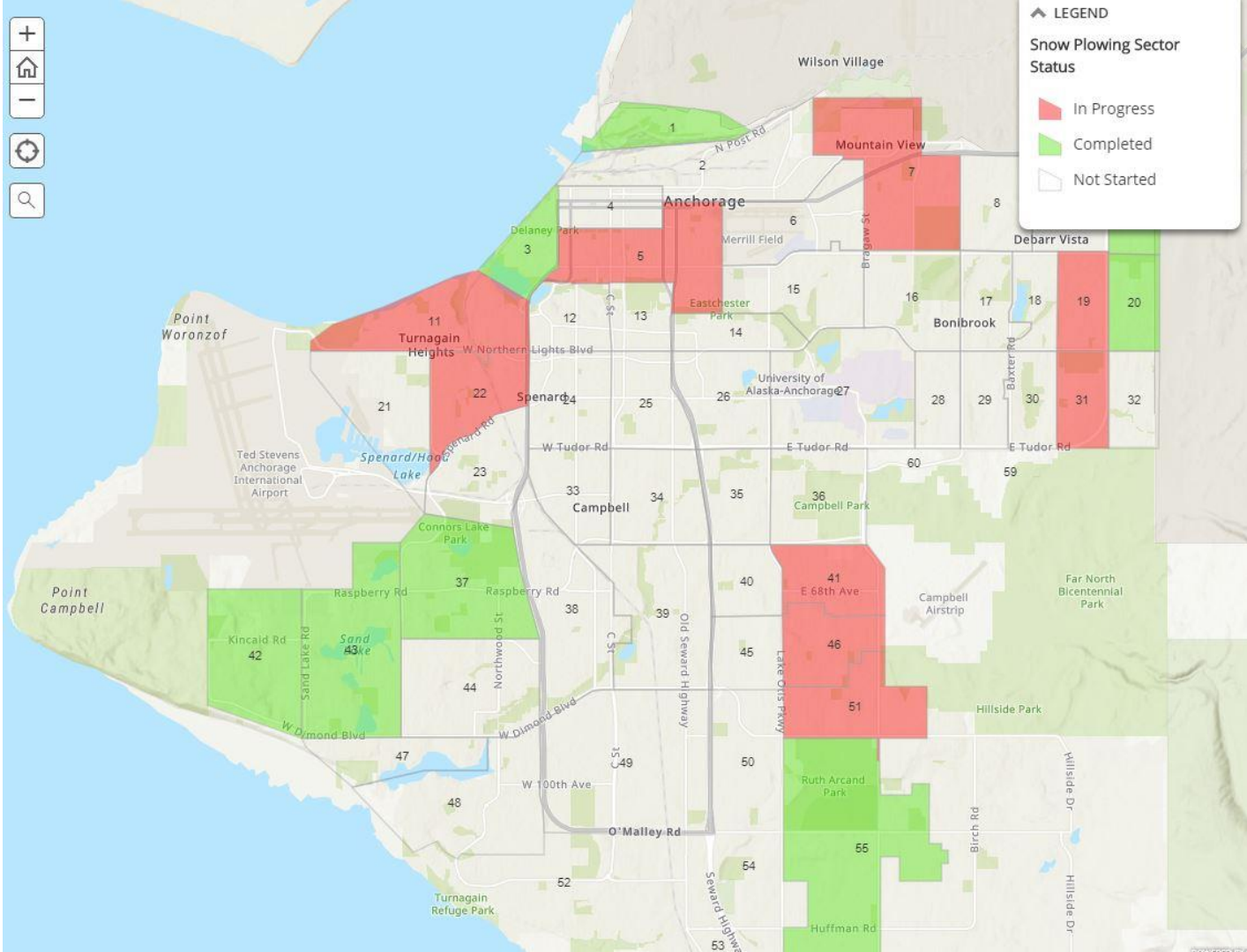
▲ LEGEND

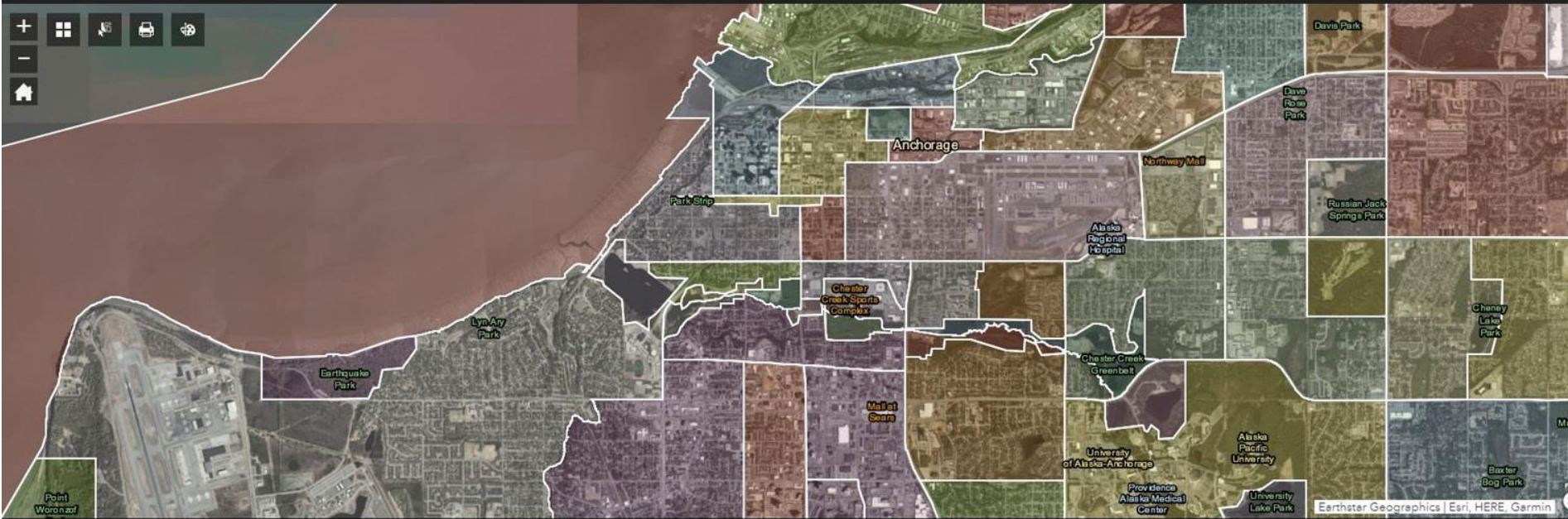
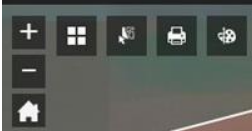
Snow Plowing Sector Status

 In Progress


 Completed

 Not Started





Cleaning Information



[Click here for cleaning information.](#)

Structures Posted and Abated this year

441 Tents/Structures



These prohibited structures have been posted/abated this year.

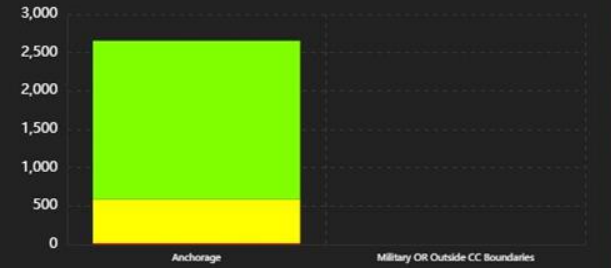
Invalid Reports this Year

1,114 Invalid Reports



These reports of structures were invalid at the time of field verification.

Earthquake Inspections In Map Area by Region



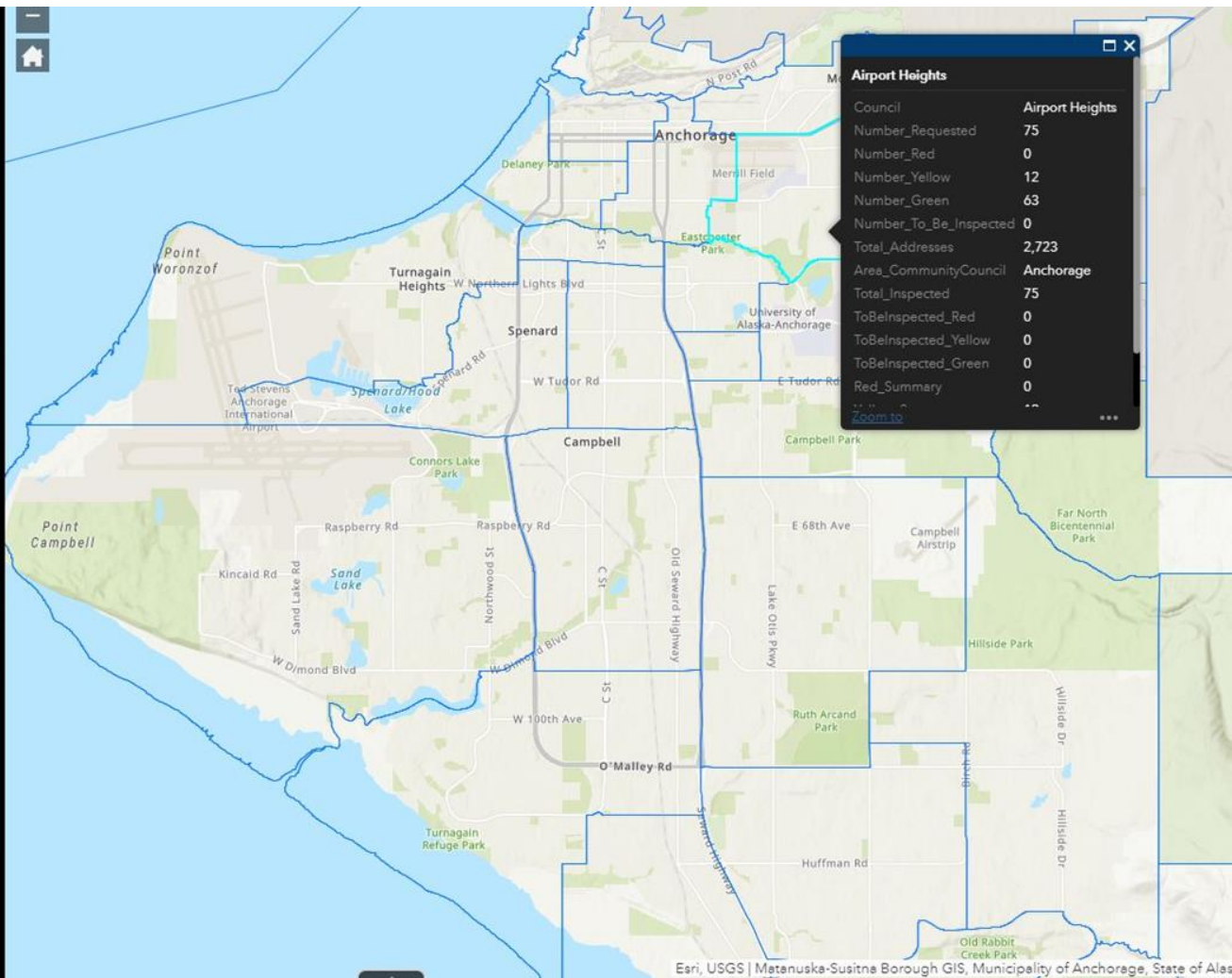
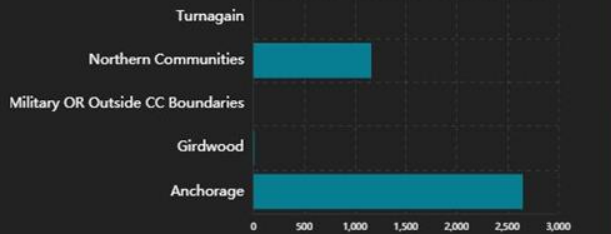
Red Placard Buildings Yellow Placard Buildings Green Placard Buildings

Current Red Placard

69

Number of Building Inspections

Number of Inspections



data.muni.org

moa-muniorg.hub.arcgis.com



Municipality of Anchorage

Ethan Berkowitz, Mayor

December 4, 2019

012-234-56-000

Jane Doe
1234 Northern Lights Blvd
Anchorage, AK 99503

Dear Jane,

Our records show that you may qualify for the Senior Citizen Property Tax Exemption which could significantly **lower your property taxes**. Residents who qualify can **save up to \$2,400 per year**.*

94% of eligible Anchorage residents take advantage of this tax exemption, and we want to make sure you do too! You may qualify if you are at least 65 years old by December 31, and your property is your primary residence. You can see the full list of requirements on the back of the application.

APPLY NOW: See if you qualify for lower taxes



Fill out:

The enclosed application



Take photos of:

- Signed application
- Driver's license or state ID



Email photos to:

propappex@muni.org
Or mail paper copies to the address on the application

Questions? Our property appraisal customer service team is here to help! You can reach them at 907-343-6700 or propappex@muni.org. If your exemption is approved, you'll see the savings on your 2020 tax bill.

Regards,

Ethan Berkowitz
Mayor

PS - Make sure to **apply now**, so you **don't miss out on this big tax break!**

*Up to \$150,000 of your home's assessed value may be exempt from taxes, so if you qualify, the amount you'll save depends on your home's value, tax rate, etc.